



BECAUSE  
**EVERY  
SECOND  
COUNTS.**

Nellcor™ SpO<sub>2</sub> Forehead Sensor

**Medtronic**  
Further. Together

Nellcor™ pulse oximetry provides real-time,<sup>1</sup> accurate data — to help you make the right decision at the right time.



Timing for your patients is critical. You need accurate data quickly — so you can react sooner. That's why we developed the Nellcor™ SpO<sub>2</sub> forehead sensor.

Some patients represent a monitoring challenge because of:

- Intense vasoconstriction
- Hypovolemia
- Hypothermia
- Therapeutic hypothermia
- Low cardiac index
- Septic shock
- Severe peripheral vascular diseases
- Peripheral access in the OR



Forehead sensors help you succeed when challenges occur.

The Nellcor™ SpO<sub>2</sub> forehead sensor is accurate. It's:

- 25% more accurate than Masimo™\* when it matters most, like in challenging low-saturation patients<sup>2,3</sup>
- More closely aligned to arterial blood gas (ABG) draws than digit sensors<sup>4-6</sup>

It's also:

- Reliable, able to give readings when conventional finger sensors fail<sup>7</sup>
- Easy to use; the forehead is generally easier to reach and less prone to motion than hands
- Designed to detect changes in SpO<sub>2</sub> earlier than conventional sensors<sup>8</sup>, helping you react sooner to hypoxic events

It's versatile. You can use the sensor with:

- Mechanically ventilated patients
- Both pediatric (weighing more than 10 kg) and adult patients

And it's convenient. It:

- Is designed for single patient use
- Features a long-lasting, four-layer adhesive

A single Nellcor™ SpO<sub>2</sub> forehead sensor has four layers of adhesive. So it can be used for up to two days with appropriate site inspection and changes.

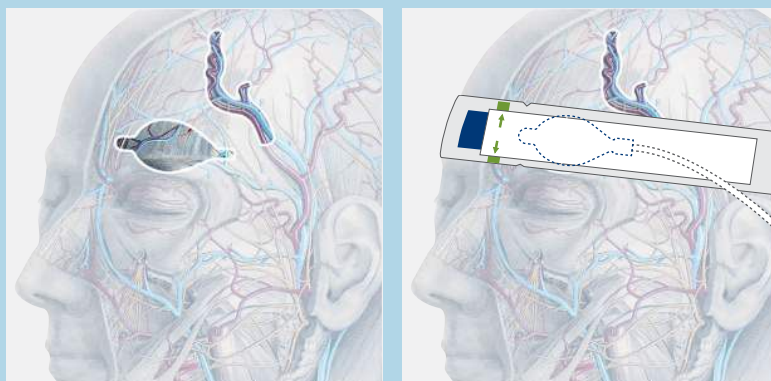
For accurate and reliable readings, use the soft, adjustable headband packaged with the SpO<sub>2</sub> forehead sensor to:

- Help prevent venous pulsation at the sensor site
- Maintain proper sensor position<sup>9</sup>

## THE KEY TO SENSOR PLACEMENT

Optimal placement of the Nellcor™ SpO<sub>2</sub> forehead sensor is based on arterial circulation of the forehead region.


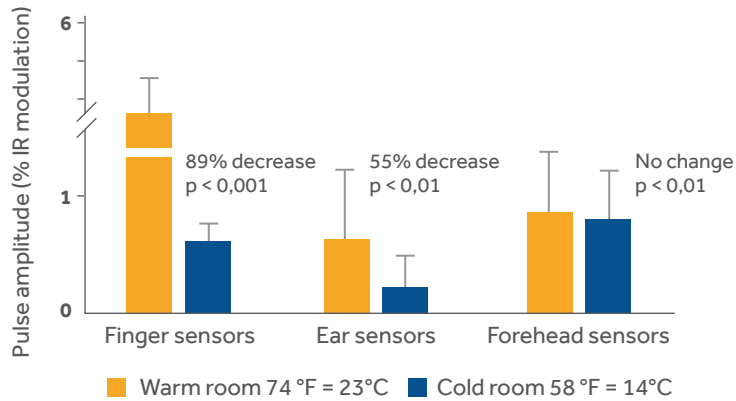
The skin just above the eyebrows is an ideal sensor site because its circulation stems from the internal carotid artery — the same source that supplies blood to the eyes and brain.



## Real-time. Accurate.

Arterial blood traveling from the heart reaches the head sooner than distal sites such as fingers, especially when patients have poor pulse perfusion.<sup>10</sup>

### Impact of cold-induced vasoconstriction<sup>10</sup>



This thermal image shows a healthy adult exposed to cold temperatures for 45 minutes. The fingers, ears, and nose are cold, indicating vasoconstriction and low peripheral perfusion, while the forehead temperature remains warm.

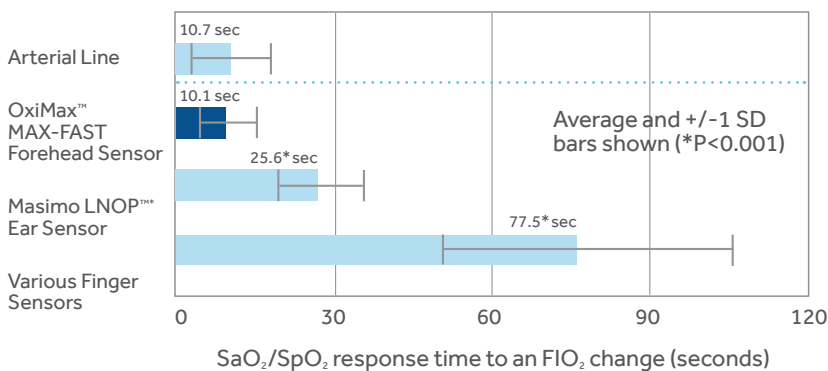
## Because every second counts

When timing is critical, the Nellcor™ SpO<sub>2</sub> forehead sensor can detect changes in SpO<sub>2</sub> faster than with digit sensors.<sup>11</sup> And with an accuracy that correlates closer to arterial blood data.<sup>12</sup>

Forehead SpO<sub>2</sub> measurements are more accurate than finger SpO<sub>2</sub> measurements in critically ill patients.<sup>13</sup>

### Response to a hypoxic event with peripheral vasoconstriction\*

Not all sensor sites are the same



\*Chart property of Medtronic. Data plotted from results summarized in source indicated.

### ORDERING INFORMATION

Part number	Weight range	Quantity
MAXFAST	>10 kg	Case of 24





\*Comparison between the published FDA cleared labeling for Nellcor™ MAXA, MAXAL, MAXN, MAXP, MAXI and MAXFAST sensors and Masimo™ LNCS sensors.

1. Mecca R MD, Batchelder K, Chen B, Mannheimer PD. Development and validation of Nellcor™ OxiMax™ SPD™ Alert. Medtronic. <http://www.medtronic.com/content/dam/covidien/library/us/en/legacyimport/patientmonitoringrecovery/patient-monitoring/7/nellcor-spd-alert-development-white-paper.pdf>. Published 2009. Accessed September 2, 2016.
2. Nellcor™ Oxygen Saturation Accuracy Specification Grid. Medtronic. <http://www.medtronic.com/content/dam/covidien/Websites/mitg/com/sustainability/uniform-sensor-accuracy-guide.pdf>. Accessed September 2, 2016.
3. FDA 510(k): Masimo K101896 – Masimo Sensor Accuracy
4. Fernandez M, Burns K, Calhoun B, George S, Martin B, Weaver C. Evaluation of a new pulse oximeter sensor. *Am J Crit Care*. 2007;16(2):146-152.
5. Bebout DE, Mannheimer PD, Asbagh NA. Detection of hypoxemia during peripheral vasoconstriction at the radial artery and various pulse oximeter sensor sites. *Critical Care Med*. 2003;31(2):A72.
6. Berkenbosch JW, Tobias JD. Comparison of a new forehead reflectance pulse oximeter sensor with a conventional digit sensor in pediatric patients. *Respir Care*. 2006;51(7):726-731.
7. Schallom L, Sona C, McSweeney M, Mazuski J. Comparison of forehead and digit oximetry in surgical/ trauma patients at risk for decreased peripheral perfusion. *Heart Lung*. 2007;36(3):188-194.
8. MacLeod DB, Cortinez LI, Keifer JC, et al. The desaturation response time of finger pulse oximeters during mild hypothermia. *Anaesthesia*. 2005;60(1):65-71.
9. Agashe GS, Coakley J, Mannheimer PD. Forehead pulse oximetry: Headband use helps alleviate false low readings likely related to venous pulsation artifact. *Anesthesiology*. 2006;105(6):1111-1116.
10. Bebout DE, Mannheimer PD. Effects of cold-induced peripheral vasoconstriction on pulse amplitude at various pulse oximeter sensor sites. *Anesthesiology*. 2002;96(Sup 2):A558.
11. Bebout DE, Mannheimer PD, Wun C-C. Site-dependent differences in the time to detect changes in saturation during low perfusion. *Crit Care Med*. 2001;29(12):A115.
12. A technology overview of the Nellcor OxiMax pulse oximetry system. Internal testing.
13. Nessler N, Frénel JV, Launey Y, Morcet J, Mallédant Y, Seguin P. Pulse oximetry and high-dose vasopressors: a comparison between forehead reflectance and finger transmission sensors. *Intensive Care Med*. 2012;38(10):1718-1722.

© 2016 Medtronic. All rights reserved. Medtronic, Medtronic logo and Further, Together are trademarks of Medtronic.™\* Third party brands are trademarks of their respective owners. All other brands are trademarks of a Medtronic company. 09/2016-13-PM-0267(1)-[WF# 1267384]