

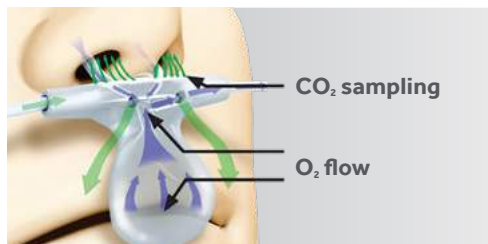
ACCURATE CAPNOGRAPHY HIGHLY DEPENDENT ON A QUALITY SAMPLING LINE

A key to obtaining an accurate etCO₂ measurement and quality waveforms with any capnograph is the sampling line. Measurement technology can only report what is being delivered, so if the sampling line is not providing a representative CO₂ sample, the accuracy of the measurement is impacted.

CO₂ Sampling

The design of various exhaled CO₂ sampling lines varies significantly. A common design is to split sampling and oxygen delivery between the two nares, delivering oxygen to one nostril while sampling CO₂ from the other. This design may be limited in sampling and/or oxygen delivery in cases where one or both nares are blocked (e.g., deviated septum, sinus congestion, NG tubes, etc.)

Uni-junction™ Technology



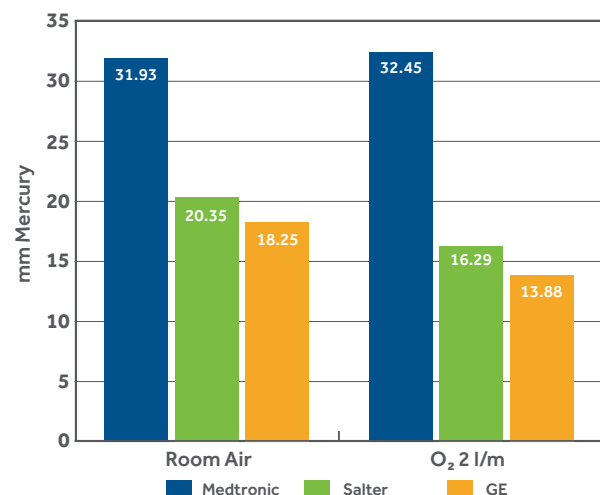
In addition, oral sampling methodologies vary significantly. Many designs are nasal sampling only which could lead to obvious problems when the patient is a mouth breather. Mouth breathing is common when patients are in respiratory distress or while under sedation, two common scenarios for monitoring etCO₂. Most CO₂ sampling lines with oral sampling are designed with a single small tube that extends over the mouth.

The Smart CapnoLine™ patient sampling line is designed with a patented Uni-junction™ technology and an oral scoop to obtain quality samples of exhaled gas from either nare or the mouth.

The Smart CapnoLine™ patient sampling line is engineered to obtain a quality sample whether the patient is breathing from one or both nares, orally, or switching back and forth between nasal and oral breathing. The senses pressure from each breath, causing only the source of breath (i.e. oral, nasal) with the greatest pressure to be sampled. The oral scoop is intended to optimally sample breath when the patient is mouth breathing. Increased surface area provides greater sampling accuracy in the presence of low tidal volumes.

In testing on 29 healthy patients, the Smart CapnoLine™ patient sampling line from Medtronic, Salter Labs Oral-Trac™ oral/nasal etCO₂ cannula and GE Healthcare CapnoFlex™ LF CO₂ accessory were compared for accuracy during oral breathing.¹ All three are designed for oral/nasal sampling. The mean etCO₂ measurements across all participants during mouth breathing while on room air and on oxygen at 2 l/m are shown in Figure 1.

Figure 1: etCO₂ Measurement with Oral Breathing



While each of the devices showed statistically equivalent values during nasal breathing, the Salter Labs and GE Medical devices showed dramatically lower measurements during mouth breathing (Figure 1). Comparing Hodges-Lehman interval to the equivalence bounds for each of the three oral-nasal devices demonstrates that only the Smart CapnoLine™ Plus patient sampling line showed equivalent mouth to nose breathing results at equivalence bounds of $\Delta=15\%$. For both Salter Labs Oral Trac™ oral/nasal etCO₂ cannula and GE Healthcare oral nasal accessory, equivalence could not be demonstrated even at equivalence bounds of $\Delta=20\%$, both having far lower mouth than nose breathing results.

ACCURATE CAPNOGRAPHY HIGHLY DEPENDENT ON A QUALITY SAMPLING LINE

Oxygen Delivery

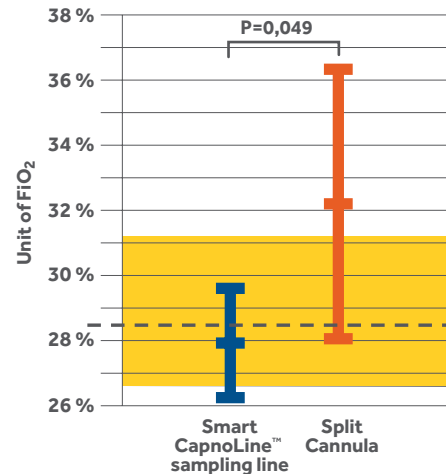
The Smart CapnoLine™ patient sampling line is designed to deliver oxygen to both nares and orally by producing an “oxygen cloud” in front of the nose and mouth. This is achieved with a series of small holes at the base of the nasal prongs and oral scoop that deliver oxygen. This design is also intended to minimize attenuation of the CO₂ sample by oxygen dilution.

In a study comparing two oxygen delivery designs, subjects were studied using oxygen delivery at 2,5 l/m using the Smart CapnoLine™ patient sampling line or Salter Labs split design.² The fraction of inspired oxygen (FiO₂) in the posterior pharynx was monitored. The results showed that the pharyngeal FiO₂ of the Smart CapnoLine™ patient sampling line is not different from the anticipated FiO₂ predicted from standard references and from the common FiO₂ calculation (Figure 2).

Summary

When monitoring etCO₂, there are significant differences in the performance of different designs, both in CO₂ sampling and oxygen delivery. It is important to ensure that the sample line being used provides a quality sample of exhaled gas and delivers a consistent level of oxygen.

Figure 2: FiO₂ Percentage/ Consistency During O₂ Delivery at 2,5 lpm



The delivery of oxygen via the Smart CapnoLine™ patient sampling line provided a more consistent FiO₂, (range mean +- 95 % CI), and was significantly different, as compared to a traditional split design at 2,5 l/m.

Pharyngeal FiO₂ at 2,5 LPM Flow (shown Mean ± 95 % CI)

- Blue = Smart CapnoLine™ Sampling Line
- Red = Split Cannula
- Dashed = “Expected 28,5 % FiO₂” value from calculation
- Yellow = Range Mean ± 95 % CI

Derived from Schacter et al. Crit Care Med 1980 – as used in Egan, Fundamentals of Respiratory Care 6th Ed.

References

- Colman Y, David U. Comparison of Capnography Filter Lines for Nose and Mouth Breathing of End Tidal Carbon Dioxide Sampling With and Without Supplemental Oxygen. STA Annual Meeting Abstracts, January 2009.
- Dungan G, Colman J, Lain D. Evaluation of oxygen delivery via a novel smart CapnoLine delivery system during simultaneous oxygen therapy and carbon dioxide monitoring. Presented at the Society for Technology in Anesthesia 2012 Conference, Palm Beach, FL.

Medtronic

IMPORTANT: Please refer to the package insert for complete instructions, contraindications, warnings and precautions.

© 2019 Medtronic. All rights reserved. Medtronic, Medtronic logo and Further, Together are trademarks of Medtronic.™** Third party brands are trademarks of their respective owners. All other brands are trademarks of a Medtronic company. 17-weu-microstream-quality-sampling-line-1573155

[medtronic.com/covidien/en-gb/index.html](https://www.medtronic.com/covidien/en-gb/index.html)