

Cell Culture Tools



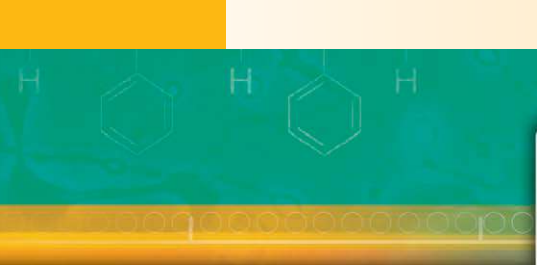


Table of Contents



Cell Culture Surfaces	2
Basic and Applied Cell Culture Research	4
• Cell Culture Dishes	4
• Multiwell Plates	6
• Cell Culture Flasks	9
• Membrane Insert Systems.....	12
• Specialty Cultureware	16
• Cell Culture Accessories.....	18
• Cell Culture Reagents and Specialty Media	19
• Extracellular Matrix Proteins and Attachment Factors	19
• Cytokines, Growth Factors, and Media Additives	20
• Specialty Media	22
Preparative Cell Culture and Bioproduction.....	23
• Cell Culture Flasks	23
• CELLine™ 1000 System - Disposable Bioreactor	24



Cell Culture Tools

Enhancing Cell Culture and Accelerating Discovery

Introduction

We are committed to enhancing cell culture and accelerating discovery worldwide through dedicated customer service, innovative product solutions, and technical expertise. We strive to make cell culture research more efficient and convenient for researchers by offering outstanding quality, consistency, and value.

Commitment to Quality

We understand the importance of lot-to-lot consistency and the need for reproducible results. Through proprietary manufacturing technology, validated procedures, strict compliance with established protocols, and exacting quality control, we are able to assure the biological performance of our products as well as consistency from lot-to-lot.

Delivering Choice

The optimal surface for cell attachment, proliferation, and differentiation is dependent on the particular cell type. Falcon®, Corning® BioCoat™, and Corning Extracellular Matrix (ECM) proteins provide diverse options for a variety of cells, including but not limited to commonly used cell lines such as HEK-293, primary neuronal cells, and three-dimensional culture.

Technical Expertise

Our scientists routinely study a broad range of cells to better understand their cellular function. Our team of highly skilled and dedicated Technical Support Specialists are available to assist you in protocol development and troubleshooting.

Customizable Solutions

We offer a custom product service to meet the unique needs of our customers. Our custom capabilities range from special package sizes and sterilization needs to barcoding and custom coating. Through our custom coating services, we will apply the coating of your choice on Corning and alternative cultureware products. If you are not sure which coating you need, our Technical Support Specialists can recommend surfaces for your cell type.

Falcon Cultureware

- Cell cultureware, including dishes, multiwell plates, flasks, and roller bottles available with tissue culture-treated (TC) and non-TC treated surfaces for use with a broad range of applications.
- Membrane inserts are available for a more natural cell growth environment by allowing cells to access media from both their apical and basolateral sides.



Corning BioCoat Cellware

- Cell cultureware that has been pre-coated with biologic ECM proteins, designed to mimic *in vivo* environments and to maximize cellular activity, delivering proven reproducible results in a broad range of research applications.
- Pre-coated membrane insert systems are also available for use in a range of applications including cell migration, invasion, transport and permeability, and cell differentiation.



Corning Extracellular Matrix Proteins and Attachment Factors

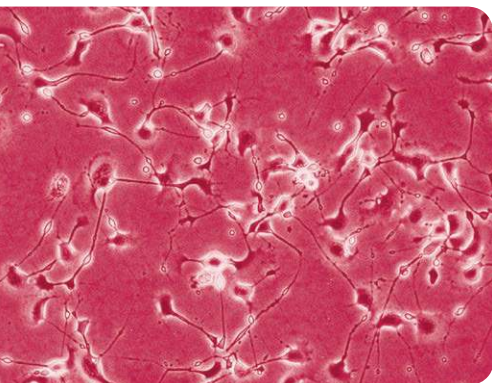
- Purified, highly reproducible ECM proteins for use in the coating of plastic cultureware, offering enhanced cell attachment, monolayer formation, cell differentiation, and *in vivo* models.



Corning Cytokines, Growth Factors, and Media Additives

- Purified growth factors, enriched culture supplements, and specialty media to propagate your cells under more defined serum-reduced or serum-free conditions.





NG-108 neuroblastoma cells cultured on Corning BioCoat Laminin Cellware exhibit a spindle-shaped morphology and dendritic processes.

Cell Culture Surfaces

Corning offers a wide variety of surface chemistries and attachment factors appropriate for a broad range of applications. The surface of our Falcon® Cultureware is rendered permanently hydrophilic via a unique vacuum-gas plasma tissue culture treatment process. This treatment process is produced in a closed, highly controlled environment ensuring a consistent treatment surface. Corning® Primaria™ and Corning BioCoat™ surface options are ideal for enhanced cell attachment and growth of a variety of primary cells and transformed cell lines in serum-free or serum-containing cultures. Falcon Cell Culture Multi-Flasks enable you to grow more cells faster and easier, thereby making your cell culture workflow more productive. Tissue culture-treated Falcon Multi-Flasks are available in 3- or 5-layer formats and provide 525 cm² or 875 cm² cell growth surface area. They can be used with a wide range of liquid volumes (up to 50 mL/layer). A non-treated surface is also available for suspension or non-adherent cell culture and may also be used to study cell-cell or cell-protein interactions in an *in vitro* system.

Falcon Non-treated Polystyrene

- Hydrophobic surface with low to moderate binding properties. Ideal for cell-cell or cell-protein studies.

Falcon Tissue Culture-treated (TC)

- Hydrophilic surface enhances cell attachment, spreading, and cell growth by binding serum proteins to the surface. Highly controlled vacuum-gas plasma treatment creates negatively charged carboxyl groups on the polystyrene surface.
- Tested for confluency of MRC-5 cells and sterilized by gamma-irradiation.

Corning Primaria

- Supports neuronal cells, primary cells, endothelial, and tumor cells which may have difficulty attaching to or differentiating poorly on traditional TC surfaces. This surface has a unique mixture of negative, positive, and nitrogen containing functional groups on the polystyrene surface.
- The surface consistency of each lot is confirmed by electron spectroscopy chemical analysis (ESCA).

Corning BioCoat Poly-D-Lysine (PDL)

- Pre-coated with PDL, which promotes cell attachment of transfected cells and primary cells (e.g., neuronal).
- Tested for the ability to promote firm attachment of rat cerebellar granule (RCG) cells.
- Stable for six months from date of shipment at 4-30°C. Coverslips, CultureSlides, and Coverslip-Bottom Dishes stable for at least three months from date of shipment at 4°C.

Corning BioCoat Collagen I

- Pre-coated with Collagen I, derived from rat tail tendon.
- Tested for the ability to promote attachment and spreading of HT-1080 human fibrosarcoma cells.
- Stable for at least six months from date of shipment when stored at 4-30°C under dry conditions. Coverslips and CultureSlides are stable for at least three months from date of shipment when stored at 2-8°C.

Corning BioCoat Collagen IV

- Pre-coated with Collagen IV. Useful as a substrate for nerve, epithelial, endothelial, and muscle cells.
- Tested for the ability to promote attachment and spreading of PC12 rat pheochromocytoma cells or to initiate differentiation (neurite outgrowth) of NG-108 rat glioma/mouse neuroblastoma cells.
- Stable for at least three months at 2-8°C. Do not freeze.

Corning BioCoat Gelatin

- Pre-coated with Gelatin, which is commonly used for culture of vascular endothelial cells, embryonic stem cells, and F9 teratocarcinoma cells.
- Tested to promote proliferation of Human Umbilical Vein Endothelial Cells (HUVEC).
- Stable for at least three months from date of shipment when stored at 4-30°C under dry conditions.

Corning BioCoat Fibronectin

- Pre-coated with Human Fibronectin (HFN), which promotes cell attachment through integrin binding. HFN promotes cellular migration during wound healing and improves survival of primary cells.
- Tested to promote attachment and spreading of BHK-1 hamster kidney cells.
- Stable for at least three months at 2-8°C. Do not freeze.

Corning BioCoat Laminin

- Pre-coated with Laminin, a major component of the basement membrane used as a substrate to culture and maintain differentiated functions of a variety of cells including neuroblastoma cells and breast cancer cell lines.
- Tested for the ability to initiate neurite outgrowth of NG-108 rat glioma/mouse neuroblastoma cells.
- Stable for at least three months at 2-8°C. Do not freeze.

Corning BioCoat Laminin/Fibronectin

- Pre-coated with combination of ECMs, which provide superior attachment and growth of glial precursor cells.
- Tested for a receptor agonist induced changes in intracellular calcium-using FLUO-3 in primary rat cortical enriched cultures.
- Stable for at least three months at 2-8°C. Do not freeze.

Corning BioCoat Poly-D-Lysine/Laminin (PDL/Laminin)

- Pre-coated with combination of ECMs, which supports neuronal differentiation of human and mouse stem cells.
- Tested for ability to promote neurite outgrowth with primary rat cerebellar granule cells (RCG) and NG-108 rat glioma/mouse neuroblastoma cells.
- Stable for at least 3 months at 2-8°C. Do not freeze.

Corning BioCoat Poly-L-Ornithine/Laminin (PLO/Laminin)

- Pre-coated with combination of ECMs, which supports growth of neuroblastoma cells and differentiation of N2a and ScN3a cells.
- Tested for ability to promote neurite outgrowth with primary rat cerebellar granule cells and of NG-108 rat glioma/mouse neuroblastoma cells.
- Stable for at least three months at 2-8°C. Do not freeze.

Corning BioCoat Matrigel® Matrix

- Pre-coated with solubilized basement membrane matrix extracted from Engelbreth-Holm-Swarm (EHS) mouse sarcoma. Rich in ECM proteins, especially laminin, collagen IV, heparin sulphate proteoglycans, and entactin.
- Tested for the ability to promote neurite outgrowth from chick dorsal root ganglia in the absence of NGF.
- Stable for at least three months at -20°C. Keep frozen until use. Thin Layer Corning Matrigel Matrix Cellware is stable for at least three months at 2-8°C.

Corning PureCoat™ ECM Mimetic Fibronectin Peptide

- Consists of RGD sequences to support the attachment of cell types that require Fibronectin coating including alpha-5 integrin-positive cells.
- Compatible, animal-free alternative to natural animal or human ECM surfaces, such as natural human Fibronectin for hMSC expansion and differentiation.

Corning PureCoat ECM Mimetic Collagen I Peptide

- Supports the attachment of Collagen I-dependent cell types including alpha 2 integrin-positive cells (and others).
- Compatible, animal-free alternative to natural animal or human ECM surfaces, such as natural human Collagen I for human keratinocyte expansion.

VESSEL	SIZE	NON-TREATED	TISSUE CULTURE	CORNING® PRIMARIA™	COLLAGEN I	COLLAGEN IV	FIBRILLAR COLLAGEN	GELATIN	POLY-D-LYSINE	POLY-L-LYSINE	FIBRONECTIN	LAMININ	CORNING MATRIGEL® MATRIX	CORNING MATRIGEL GROWTH FACTOR REDUCED	POLY-D-LYSINE/LAMININ	POLY-L-ORNITHINE/LAMININ	LAMININ/FIBRONECTIN	CORNING PURECOAT™ EGM MIMETIC
Dishes	35 mm	■	■	■	■	■		■	■	■	■	■						
	60 mm	■	■	■	■	■		■	■	■	■	■						
	100 mm	■	■	■	■	■		■	■	■	■	■			■			
	150 mm	■	■		■	■			■		■	■						
Flasks	12.5 cm ²		■															
	25 cm ²	■	■	■	■	■		■		■	■							
	75 cm ²	■	■	■	■	■		■		■	■							
	150 cm ²		■		■	■			■		■							
	175 cm ²		■		■	■			■		■							
	225 cm ²		■															
Multiwell Plates	6 well	■	■	■	■	■		■	■	■	■	■			■	■		
	12 well	■	■		■	■			■		■	■						
	24 well	■	■	■	■	■			■		■	■			■	■		
	48 well	■	■		■	■			■		■	■						
	96 well	■	■	■	■	■		■	■	■	■	■			■	■	■	
Coverslips	12 mm							■	■						■			
	22 mm				■						■							
	35 mm (Coverslip-Bottom Dish)							■										
CultureSlides	1 well		■		■			■		■						■		
	2 well		■		■			■		■								
	4 well		■		■			■		■								
	8 well		■		■			■		■								
			■		■													
Membrane Inserts	0.4 µm pore size (6 well format)		■		■						■		■					
	0.4 µm pore size (12 well format)		■		■													
	0.4 µm pore size (24 well format)		■		■						■	■	■					
	1.0 µm pore size (6 well format)		■		■		■											
	1.0 µm pore size (12 well format)		■		■		■											
	1.0 µm pore size (24 well format)		■		■	■	■				■							
	3.0 µm pore size (6 well format)		■		■	■												
	3.0 µm pore size (12 well format)		■		■						■							
	3.0 µm pore size (24 well format)		■		■	■					■	■						
	8.0 µm pore size (6 well format)		■										■					
	8.0 µm pore size (12 well format)		■											■				
	8.0 µm pore size (24 well format)		■										■	■				
Transparent, PET membrane, One-piece design	1.0 µm pore size (24 Multiwell format)		■			■												
	1.0 µm pore size (96 Multiwell format)		■															
	3.0 µm pore size (24 Multiwell format)		■		■						■							
	3.0 µm pore size (96 Multiwell format)		■															
	8.0 µm pore size (24 Multiwell format)		■															
	8.0 µm pore size (96 Multiwell format)		■															
Translucent, PET membrane (High Density)**, Individual format*	0.4 µm HD pore size (6 well format)		■															
	0.4 µm HD pore size (12 well format)		■															
	0.4 µm HD pore size (24 well format)		■															
	3.0 µm HD pore size (6 well format)		■															
	3.0 µm HD pore size (12 well format)		■															
	3.0 µm HD pore size (24 well format)		■															
Corning FluoroBlok™ Light-Opaque, PET membrane, Individual format*	1.0 µm pore size (24 well format)		■															
	3.0 µm pore size (24 well format)		■								■							
	8.0 µm pore size (24 well format)		■															
Corning FluoroBlok Light-Opaque, PET membrane, One-piece design	1.0 µm pore size (24 Multiwell format)		■								■		■					
	3.0 µm pore size (24 Multiwell format)		■								■		■					
	3.0 µm pore size (96 Multiwell format)		■								■		■					
	8.0 µm pore size (24 Multiwell format)		■										■					
	8.0 µm pore size (96 Multiwell format)		■										■					

*Companion plates for individual inserts are available separately.
 **High Density (HD) membrane for maximum basolateral diffusion.



Basic and Applied Cell Culture Research

Corning offers an extensive selection of cell cultureware, including dishes, multiwell plates, and flasks that are available with a broad range of surface chemistries and attachment factors to meet your research needs. The Falcon® Cultureware and Corning® BioCoat™ Cellware product lines also include membrane inserts, to mimic more *in vivo*-like culture conditions.

The Falcon Cultureware product line also includes cell scrapers for removing attachment cells from cultureware, cell strainers for enhancing cell isolations from tissues, and a cell culture tube for growth of adherent and non-adherent cells and viral cultures. CultureSlides and coverslips are available for use in microscope analysis.

Corning offers an extensive selection of cell culture reagents. Our Corning Extracellular Matrix (ECM) proteins and attachment factors improve cell attachment, propagation, and differentiation for a broad range of normal or transformed cells. Our variety of highly purified growth factors and defined media additives allow you to propagate your cells under more defined serum-reduced or serum-free conditions.

Cell Culture Dishes

Falcon and Corning BioCoat Cell Culture Dishes are designed for optimal performance and ease-of-use. These exceptionally flat, optically clear cell culture dishes are available in a variety of sizes, styles, and surface treatments. These products are certified as sterile, non-cytotoxic, and non-pyrogenic.

Offered as:

- 35, 60, 100, and 150 mm
- Standard round, easy-grip style, and molded in grid pattern available
- Non-treated, Tissue Culture-treated, Corning Primaria™, and Corning BioCoat surface treatments

Key Features and Advantages

- Routine performance testing assures consistent culture conditions for reproducible results
- Exceptionally flat growth surface for even monolayer formation
- Superior handling and stacking for confident use
- Optically clear for distortion free optics

DID YOU KNOW?

Corning also offers products certified for *in vitro* fertilization. Please contact your sales representative for more information.

35 x 10 mm Dishes

SURFACE	QTY./PACK	QTY./CASE	CAT. NO.
Non-treated, Easy-Grip	20	500	351008
Tissue Culture-treated	20	500	353001
Corning Primaria	20	200	353801
Poly-D-Lysine	5	20	354467
Poly-D-Lysine	20	100	356467
Poly-L-Lysine	5	20	354518
Poly-L-Lysine	20	100	356518
Collagen I	20	20	354456
Collagen I	20	100	356456
Collagen IV	5	20	354459
Fibronectin	5	20	354457
Laminin	5	20	354458
Corning Matrigel® Matrix — thin layer	5	20	354602
Corning Matrigel Matrix	8	8	354460

60 x 15 mm Dishes

SURFACE	QTY./PACK	QTY./CASE	CAT. NO.
Non-treated, 50 x 9 mm with tight fit lid	20	500	351006
Non-treated	20	500	351007
Tissue Culture-treated	20	500	353002
Tissue Culture-treated, Easy-Grip	20	500	353004
Tissue Culture-treated, center well (organ culture)	20	500	353037
Corning® Primaria™	20	200	353802
Poly-D-Lysine	5	20	354468
Poly-D-Lysine	20	100	356468
Poly-L-Lysine	5	20	354517
Poly-L-Lysine	20	100	356517
Collagen I	20	20	354401
Collagen I	20	100	356401
Collagen IV	5	20	354416
Fibronectin	5	20	354403
Laminin	5	20	354405
Corning Matrigel® Matrix — thin layer	5	20	354601

100 x 20 mm Dishes

SURFACE	QTY./PACK	QTY./CASE	CAT. NO.
Non-treated, 100 x 15 mm	20	500	351029
Tissue Culture-treated	20	200	353003
Corning Primaria	20	200	353803
Poly-D-Lysine	10	10	354469
Poly-D-Lysine	10	40	356469
Poly-D-Lysine/Laminin	5	10	354455
Collagen I	10	10	354450
Collagen I	10	40	356450
Collagen IV	5	10	354453
Gelatin	10	10	354653
Gelatin	10	40	356653
Fibronectin	5	10	354451
Laminin	5	10	354452
Corning Matrigel Matrix — thin layer	5	10	354600

150 x 25 mm Dishes

SURFACE	QTY./PACK	QTY./CASE	CAT. NO.
Non-treated, 150 x 15 mm	10	100	351058
Tissue Culture-treated, with 20 mm grid	10	100	353025
Poly-D-Lysine	5	5	354550
Collagen I	5	5	354551
Fibronectin	5	5	354552
Laminin	5	5	354553

**Falcon® Easy-Grip Dishes**

- Interlocking stacking rings for superior stacking stability
- Easy gripping of the dish and lid as an assembly
- Ergonomically friendly design

**Falcon 150 mm Gridded Dishes**

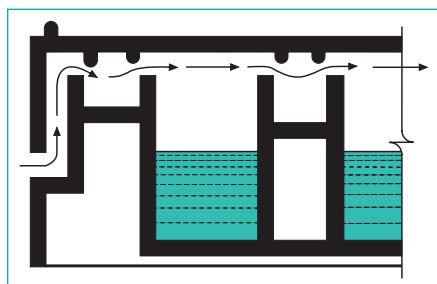
- Deep side walls minimize media splashing
- Molded-in grid pattern for colony location, cloning, and determination of plating efficiency
- Convenient reseal tab on each sleeve



Key Features and Advantages

- Routine performance testing assures consistent culture conditions for reproducible results
- Deep wells for increased media volume and easier culture maintenance
- Different well size plates can be stacked together for efficient utilization of incubator space
- One way lid and individual condensation rings above each well mitigates cross contamination

Minimize Contamination Risk and Evaporation



Falcon Low-Evaporation Lid

An innovative, labyrinth air passage system provides a tortuous path for gas exchange across Falcon Multiwell Plates. This patented feature reduces evaporation and minimizes contamination.

Multiwell Plates

Falcon® and Corning® BioCoat™ Multiwell Plates are available in a wide variety of surface treatments, well densities, and packaging options and can be used manually and with automation. These products are certified as sterile, non-cytotoxic, and non-pyrogenic.

Offered as:

- 6, 12, 24, 48, and 96 well
- Non-treated, Tissue Culture-treated, Corning Primaria™, and Corning BioCoat surface treatments
- Flat- and U-bottom well geometries
- Individual, ready-stack, and bulk packaging

6 well Flat-bottom with Lid

SURFACE	QTY./PACK	QTY./CASE	CAT. NO.
Non-treated	1	50	351146
Tissue Culture-treated	1	50	353046
Tissue Culture-treated	6	36	353224
Tissue Culture-treated, ready-stack	10	60	353934
Corning Primaria	1	50	353846
Poly-D-Lysine	5	5	354413
Poly-L-Lysine	5	5	354515
Poly-D-Lysine	5	50	356413
Poly-L-Lysine	5	50	356515
Poly-D-Lysine/Laminin	5	5	354595
Poly-L-Ornithine/Laminin	5	5	354658
Collagen I	5	5	354400
Collagen I	5	50	356400
Collagen IV	5	5	354428
Gelatin	5	5	354652
Gelatin	5	50	356652
Fibronectin	5	5	354402
Laminin	5	5	354404
Growth Factor Reduced (GFR) Corning Matrigel® Matrix for hES cells	5	5	354671
Corning Matrigel Matrix	2	2	354432
Corning Matrigel Matrix — for hepatocytes	5	5	354510
Corning Matrigel Matrix — thin layer	5	5	354603

12 well Flat-bottom with Lid

SURFACE	QTY./PACK	QTY./CASE	CAT. NO.
Non-treated	1	50	351143
Tissue Culture-treated	1	50	353043
Tissue Culture-treated	6	36	353225
Poly-D-Lysine	5	5	354470
Poly-D-Lysine	5	50	356470
Collagen I	5	5	354500
Collagen I	5	50	356500
Fibronectin	5	5	354501
Laminin	5	5	354502
Corning Matrigel Matrix	2	2	354503

24 well Flat-bottom with Lid

SURFACE	QTY./PACK	QTY./CASE	CAT. NO.
Non-treated	1	50	351147
Tissue Culture-treated	1	50	353047
Tissue Culture-treated	6	36	353226
Tissue Culture-treated, ready-stack	10	60	353935
Corning® Primaria™	1	50	353847
Poly-D-Lysine	5	5	354414
Poly-D-Lysine	5	50	356414
Poly-D-Lysine/Laminin	5	5	354619
Poly-L-Ornithine/Laminin	5	5	354659
Collagen I	5	5	354408
Collagen I	5	50	356408
Collagen IV	5	5	354430
Fibronectin	5	5	354411
Laminin	5	5	354412
Corning Matrigel® Matrix GFR for Smooth Muscle Cells	5	5	354635
Corning Matrigel Matrix — thin layer	5	5	354605
Corning Matrigel Matrix	2	2	354433

48 well Flat-bottom with Lid

SURFACE	QTY./PACK	QTY./CASE	CAT. NO.
Non-treated	1	50	351178
Tissue Culture-treated	1	50	353078
Tissue Culture-treated	6	36	353230
Poly-D-Lysine	5	5	354509
Poly-D-Lysine	5	50	356509
Collagen I	5	5	354505
Collagen I	5	50	356505
Fibronectin	5	5	354506
Laminin	5	5	354507
Corning Matrigel Matrix	2	2	354508

 **DID YOU KNOW?**

Falcon® non-treated Multiwell Plates can be used to study cell-protein or cell-cell interactions in an *in vitro* system, or to perform macrophage or lymphocyte activation.



Bulk Packaging

- Available for Falcon® and Corning® BioCoat™ 96 well Plates – ideal for the high volume user

96 well Flat-bottom with Lid

SURFACE	QTY./PACK	QTY./CASE	CAT. NO.
Non-treated	1	50	351172
Tissue Culture-treated, bulk pack	25	100	353916
Tissue Culture-treated	1	50	353072
Tissue Culture-treated	5	50	353075
Tissue Culture-treated, ready-stack	14	84	353936
Corning Primaria™	1	50	353872
Poly-D-Lysine	5	5	354461
Poly-D-Lysine	20	80	356690
Poly-D-Lysine	5	50	356461
Poly-L-Lysine	5	50	356516
Poly-L-Lysine	5	5	354516
Poly-D-Lysine/Laminin	5	5	354596
Poly-L-Ornithine/Laminin	5	5	354657
Collagen I		80	356698
Collagen I	5	5	354407
Collagen I	5	50	356407
Collagen IV	5	5	354429
Gelatin	5	5	354689
Gelatin	5	50	356689
Fibronectin	5	5	354409
Laminin	5	5	354410
Laminin/Fibronectin	5	5	354670
Corning Matrigel® Matrix — thin layer	5	5	354607

96 well U-bottom with Lid

SURFACE	QTY./PACK	QTY./CASE	CAT. NO.
Non-treated	1	50	351177
Tissue Culture-treated	1	50	353077
Tissue Culture-treated	5	50	353227

Lid

TYPE	QTY./PACK	QTY./CASE	CAT. NO.
6 mm polystyrene lid for 96 well plates	1	50	353958

*** DID YOU KNOW?**

- Corning offers a full range of 96, 384, and 1536 well Microplates. Custom packaging, labeling (e.g., barcoding), and custom coatings are also available. Please contact your sales representative for more information.

Cell Culture Flasks

Falcon® Flasks feature a unique vacuum-gas plasma tissue culture treatment as well as Corning Primaria™ and Corning BioCoat™ surface options for enhanced cell attachment and growth and are available in a wide range of sizes, shapes, and cap styles. These products are certified as sterile, non-cytotoxic, and non-pyrogenic.

Offered as:

- 12.5, 25, 75, 150, 175, 225, 525 and 875 cm²
- Straight and canted neck styles
- Plug-seal, vented, and phenolic cap styles
- Non-treated, Tissue Culture-treated, Corning Primaria, and Corning BioCoat surface treatments

12.5 cm² Growth Area, 25 ml

SURFACE	DESCRIPTION	QTY./PACK	QTY./CASE	CAT. NO.
Tissue Culture-treated	Canted-neck, vented cap	10	100	353107
Tissue Culture-treated	Canted-neck, plug-seal cap	10	100	353018

25 cm² Growth Area, 50 ml

SURFACE	DESCRIPTION	QTY./PACK	QTY./CASE	CAT. NO.
Tissue Culture-treated	Canted-neck, vented cap	20	100	353108
Tissue Culture-treated	Canted-neck, plug-seal cap	20	200	353014
Corning Primaria	Canted-neck, vented cap	20	100	353808
Corning Primaria	Canted-neck, plug-seal cap	20	200	353813

25 cm² Growth Area, 70 ml

SURFACE	DESCRIPTION	QTY./PACK	QTY./CASE	CAT. NO.
Non-treated	Canted-neck, plug-seal cap	20	200	353009
Tissue Culture-treated	Canted-neck, vented cap	20	100	353109
Tissue Culture-treated	Canted-neck, plug-seal cap	20	200	353082
Poly-D-Lysine	Canted-neck, vented cap	5	10	354536
Poly-D-Lysine	Canted-neck, vented cap	10	50	356536
Collagen I	Canted-neck, vented cap	10	10	354484
Collagen I	Canted-neck, vented cap	10	50	356484
Collagen IV	Canted-neck, plug-seal cap	10	10	354534
Fibronectin	Canted-neck, plug-seal cap	10	10	354532
Laminin	Canted-neck, plug-seal cap	5	10	354533



Key Features and Advantages

- Routine performance testing assures consistent culture conditions for reproducible results
- Pull-strip packaging enables easy opening of cases – no knife required
- Reseal tab on packaging for convenient storage of unused flasks

DID YOU KNOW?

- Falcon 12.5 and 25 cm² Flasks are ideal for culturing tissue explants and very low cell density applications.
- Corning offers a full range of pipets and tubes. Please contact your sales representative for more information.



Falcon® Canted-Neck Flasks

- Design permits access to the entire growth surface – improving cell recovery
- Reach distal corners with a Falcon 25 ml Pipet facilitating medium changes (75 cm²)
- Full neck support provides horizontal stability – reducing contamination risk



Falcon Low Profile 150 cm² Flasks

- Low profile for efficient stacking and incubator utilization
- Precision engineered cap spins on quickly
- Growth surface access with a Falcon 3.0 cm blade cell scraper or Falcon 50 ml Pipet

75 cm² Growth Area, 250 ml

SURFACE	STYLE	QTY./PACK	QTY./CASE	CAT. NO.
Non-treated	Canted-neck, plug-seal cap	5	60	353133
Tissue Culture-treated	Canted-neck, vented cap	5	60	353136
Tissue Culture-treated	Straight-neck, vented cap	5	100	353110
Tissue Culture-treated	Canted-neck, plug-seal cap	5	60	353135
Tissue Culture-treated	Straight-neck, plug-seal cap	5	100	353024
Corning Primaria™	Straight-neck, vented cap	5	100	353810
Corning Primaria	Straight-neck, plug-seal cap	5	100	353824
Poly-D-Lysine	Canted-neck, vented cap	5	5	354537
Poly-D-Lysine	Canted-neck, vented cap	5	50	356537
Collagen I	Canted-neck, vented cap	5	5	354485
Collagen I	Canted-neck, vented cap	5	50	356485
Collagen IV	Canted-neck, plug-seal cap	5	10	354523
Gelatin	Canted-neck, vented cap	5	5	354488
Gelatin	Canted-neck, vented cap	5	50	356488
Fibronectin	Canted-neck, plug-seal cap	5	10	354521
Laminin	Canted-neck, plug-seal cap	5	10	354522

150 cm² Growth Area, 600 ml

SURFACE	STYLE	QTY./PACK	QTY./CASE	CAT. NO.
Tissue Culture-treated	Canted-neck, vented cap	5	40	355001
Tissue Culture-treated	Canted-neck, plug-seal cap	5	40	355000
Poly-D-Lysine	Canted-neck, vented cap	5	5	354538
Poly-D-Lysine	Canted-neck, vented cap	5	40	356538
Collagen I	Canted-neck, vented cap	5	5	354486
Collagen I	Canted-neck, vented cap	5	40	356486
Fibronectin	Canted-neck, plug-seal cap	5	5	354646

175 cm² Growth Area, 750 ml

SURFACE	STYLE	QTY./PACK	QTY./CASE	CAT. NO.
Tissue Culture-treated	Straight-neck, vented cap	5	40	353112
Tissue Culture-treated	Straight-neck, vented cap, barcoded	5	40	353118
Tissue Culture-treated	Straight-neck, plug-seal cap	5	40	353028
Poly-D-Lysine	Straight-neck, vented cap	5	5	354539
Poly-D-Lysine	Straight-neck, vented cap	5	40	356539
Collagen I	Straight-neck, vented cap	5	5	354487
Collagen I	Straight-neck, vented cap	5	40	356487
Collagen IV	Straight-neck, plug-seal cap	5	5	354528
Fibronectin	Straight-neck, plug-seal cap	5	5	354526

225 cm² Growth Area, 800 ml

SURFACE	STYLE	QTY./PACK	QTY./CASE	CAT. NO.
Tissue Culture-treated	Canted-neck, plug-seal cap	5	30	353138
Tissue Culture-treated	Canted-neck, vented cap	5	30	353139

Multi-Flasks

525 cm² Growth Area

SURFACE	STYLE	QTY./PACK	QTY./CASE	CAT. NO.
Tissue Culture-treated	3-layer	2	12	353143

875 cm² Growth Area

SURFACE	STYLE	QTY./PACK	QTY./CASE	CAT. NO.
Tissue Culture-treated	5-layer	1	8	353144

Products for Preparative Cell Culture and Bioproduction are available on page 23.



Falcon® Barcoded 175 cm² Flasks

- Certified for use in the Automation Partnership's Select™ and Compact Select™ automated cell culture systems



Falcon Multi-Flasks

- Falcon Cell Culture Multi-Flasks enable you to grow more cells faster and easier, thereby making your cell culture workflow more productive.
- Tissue culture-treated Falcon Multi-Flasks are available in 3- and 5-layer formats and provide 525 cm² or 875 cm² cell growth surface area. They can be used with a wide range of liquid volumes (up to 50 mL/layer).
- Designed to fit your protocol.
- Improves your cell culture productivity.
- More consistent cell growth.

DID YOU KNOW?

Corning offers products for Preparative Cell Culture and Bioproduction. Please refer to page 23 for more information.



Membrane Insert Systems

Falcon® and Corning® BioCoat™ Insert Systems are membrane based devices which are designed to meet specific criteria for cell culture assays. They are available with microporous, polyethylene terephthalate (PET) membranes in a wide range of pore sizes and device formats (individual wells or 24 and 96 Multiwell formats). The membrane is available as tissue culture-treated and with Corning BioCoat surface treatments.

The Falcon and Corning BioCoat Insert Systems permit the diffusion of media components to both apical and basolateral cell surfaces, mimicking the *in vivo* process.

Key Features and Advantages

- Durable PET membrane will not tear or curl when removed from insert housing
- Low binding membrane minimizes the loss of small molecules
- Track-etched high-density (HD) membrane for maximal basolateral diffusion
- Falcon FluoroBlok™ light-opaque membrane for use in real-time, quantitative analysis of samples using fluorescence-based detection

Offered as:

- 6, 12, and 24 well individual formats and 24 and 96 Multiwell formats
- Transparent, translucent, and light blocking membranes
- 0.4, 1.0, 3.0, and 8.0 µm membrane pore sizes
- Tissue Culture-treated and Corning BioCoat surface treatments

Applications

TRANSPORT AND PERMEABILITY	CELL INVASION, MIGRATION, AND CHEMOTAXIS	CELLULAR CONTROL AND DIFFERENTIATION
Oral Bioavailability Model System	Angiogenesis	Blood Brain Barrier Models
Absorption	Tumor Biology	Co-Cultures
Toxicity Assays	Inflammation	Epithelial Cell Polarity

Physical Specifications

	INDIVIDUAL INSERTS			MULTIWELL INSERTS	
	6 WELL	12 WELL	24 WELL	24 MULTIWELL	96 MULTIWELL
Effective Diameter of Membrane (mm)	23.1	10.5	6.4	6.5	3.2
Effective Growth Area of Membrane (cm ²)	4.2	0.9	0.3	0.3	0.08
Insert Height (mm)	17.2	17.2	17.5	18	10.4
Distance from Membrane to the Bottom of the Well (mm)	0.9	0.9	0.8	2.1	1.9-3.3
Suggested Media in Insert	1.5-2.5 ml	0.4-1.0 ml	0.2-0.35 ml	250-500 µl	30-70 µl
Suggested Media in Feeder Tray	–	–	–	30-40 ml	25-30 ml
Suggested Media in Well	2.7-3.2 ml	1.4-2.3 ml	0.7-0.9 ml	750-1400 µl	200-225 µl
Growth Area in Plate Well (cm ²)	9.6	3.8	2.0	2.0	0.64

Insert Systems for Transport and Permeability

SURFACE	TYPE	QTY./CASE	CAT. NO.
Transparent, PET membrane, Individual well format*			
Tissue Culture-treated	0.4 µm inserts for 6 well plates	48	353090
Tissue Culture-treated	0.4 µm inserts for 12 well plates	48	353180
Tissue Culture-treated	0.4 µm inserts for 24 well plates	48	353095
Tissue Culture-treated	1.0 µm inserts for 6 well plates	48	353102
Fibrillar Collagen	1.0 µm inserts in four 6 well plates	24	354472
Tissue Culture-treated	1.0 µm inserts for 12 well plates	48	353103
Fibrillar Collagen	1.0 µm inserts in two 12 well plates	24	354473
Tissue Culture-treated	1.0 µm inserts for 24 well plates	48	353104
Collagen I	1.0 µm inserts in two 24 well plates	24	354482
Fibrillar Collagen	1.0 µm inserts in two 24 well plates	24	354474



Applications

- Oral Availability Model System
- Absorption
- Toxicity Assays

Transparent, PET membrane, One-piece design

Tissue Culture-treated	1.0 µm inserts in one 24 Multiwell plate	1	351180
Tissue Culture-treated	1.0 µm inserts in one 24 Multiwell plate	5	351181
Tissue Culture-treated	1.0 µm inserts in one 96 Multiwell plate	1	351130
Tissue Culture-treated	1.0 µm inserts in one 96 Multiwell plate	5	351131
Tissue Culture-treated	1.0 µm inserts in one 96 Multiwell angled-bottom plate	5	353938
Fibrillar Collagen	1.0 µm inserts in one 24 Multiwell plate with feeder tray and lid (Caco-2 Assay System Kit)	1	354801
Fibrillar Collagen	1.0 µm inserts in one 24 Multiwell plate with feeder tray and lid (Caco-2 Assay System Kit)	5	354802
Fibrillar Collagen	1.0 µm inserts in one 24 Multiwell plate with feeder tray and lid	1	354803
Fibrillar Collagen	1.0 µm inserts in one 24 Multiwell plate with feeder tray and lid	5	354804



Corning BioCoat™ Caco-2 Assay System Kit

- Fibrillar Collagen-coated membrane insert
- Specially formulated serum-free media
- Culture growth supplements

Translucent, PET membrane, (High Density**), Individual format*

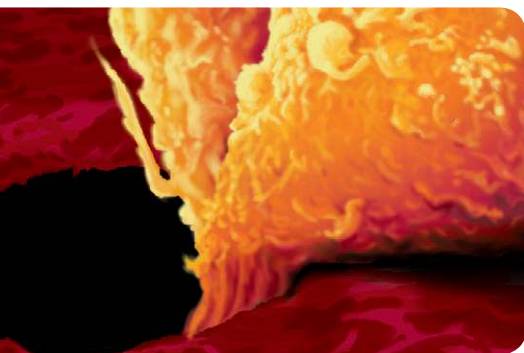
Tissue Culture-treated	0.4 µm, HD inserts for 6 well plates	48	353493
Tissue Culture-treated	0.4 µm, HD inserts for 12 well plates	48	353494
Tissue Culture-treated	0.4 µm, HD inserts for 24 well plates	48	353495

Companion Plates

Tissue Culture-treated	6 well Deep well Plates for use with Corning BioCoat Cell Culture Inserts	4	355467
Tissue Culture-treated	6 well plate for 6 well individual inserts	50	353502
Tissue Culture-treated	12 well plate for 12 well individual inserts	50	353503
Tissue Culture-treated	24 well plate for 24 well individual inserts	50	353504
Non-treated	24 well plate for 24 Multiwell inserts	50	351147
Tissue Culture-treated	24 well plate for 24 Multiwell inserts	50	353047
Tissue Culture-treated	Feeder tray and lid for 24 Multiwell Inserts	5	351186
Tissue Culture-treated	96 square well, angled-bottom plate for 96 Multiwell inserts	5	353925
Tissue Culture-treated	Feeder Tray and lid for 96 Multiwell inserts	5	353924

*Companion plates for individual inserts are available separately.

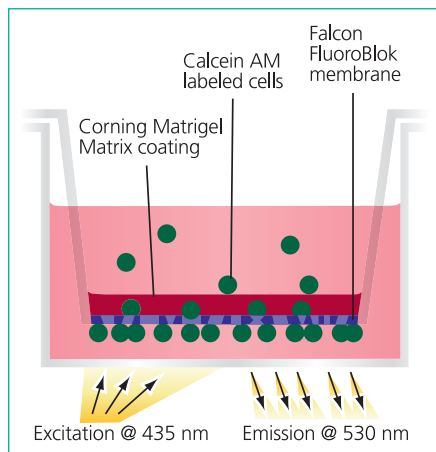
**High Density (HD) membrane for maximum basolateral diffusion.



Applications

- Angiogenesis
- Tumor Biology
- Inflammation

Corning FluoroBlok™ Cell Culture Inserts



Unique patented Corning FluoroBlok PET membrane effectively blocks >99% of light transmission from 490-700 nm.

Insert Systems for Invasion, Migration, and Chemotaxis

SURFACE	TYPE	QTY./CASE	CAT. NO.
Transparent, PET membrane, Individual format*			
Tissue Culture-treated	3.0 µm inserts for 6 well plates	48	353091
Collagen I	3.0 µm inserts in four 6 well plates	24	354540
Tissue Culture-Treated	3.0 µm inserts for 12 well plates	48	353181
Collagen I	3.0 µm inserts in four 12 well plates	24	354565
Fibronectin	3.0 µm inserts in four 12 well plates	24	354492
Tissue Culture-treated	3.0 µm inserts for 24 well plates	48	353096
Collagen I	3.0 µm inserts in two 24 well plates	24	354541
Fibronectin	3.0 µm inserts in two 24 well plates	24	354543
Tissue Culture-treated	8.0 µm inserts for 6 well plates	48	353093
Tissue Culture-treated	8.0 µm inserts for 12 well plates	48	353182
Tissue Culture-treated	8.0 µm inserts for 24 well plates	48	353097
Corning® BioCoat™ Matrigel®	8.0 µm inserts in four 6 well plates	24	354481
Corning BioCoat Matrigel	8.0 µm inserts in four 24 well plates	24	354480
Corning Matrigel Growth Factor Reduced	8.0 µm inserts in four 24 well plates	24	354483

Translucent, PET membrane, (High Density), Individual format***

Tissue Culture-treated	3.0 µm HD for 6 well plates	48	353092
Tissue Culture-treated	3.0 µm HD for 12 well plates	48	353292
Tissue Culture-treated	3.0 µm HD for 24 well plates	48	353492

Transparent, PET membrane, One-piece design

Tissue Culture-treated	3.0 µm inserts in one 24 Multiwell plate	1	351182
Tissue Culture-treated	3.0 µm inserts in one 24 Multiwell plate	5	351183
Collagen I	3.0 µm inserts in one 24 Multiwell plate	1	354598
Fibronectin	3.0 µm inserts in one 24 Multiwell plate	1	354599
Tissue Culture-treated	8.0 µm inserts in one 24 Multiwell plate	1	351184
Tissue Culture-treated	8.0 µm inserts in one 24 Multiwell plate	5	351185

Corning FluoroBlok - Light-Opaque, PET membrane, Individual format*

Tissue Culture-treated	3.0 µm inserts for 24 well plates	48	351151
Fibronectin	3.0 µm inserts in two 24 well plates	24	354597
Tissue Culture-treated	8.0 µm inserts for 24 well plates	48	351152

Corning FluoroBlok - Light-Opaque, PET membrane, One-piece design

Tissue Culture-treated	3.0 µm inserts in one 24 Multiwell plate	1	351155
Tissue Culture-treated	3.0 µm inserts in one 24 Multiwell plate	5	351156
Tissue Culture-treated	3.0 µm inserts in one 96 Multiwell plate	1	351161
Tissue Culture-treated	3.0 µm inserts in one 96 Multiwell plate	5	351162
Tissue Culture-treated	8.0 µm inserts in one 24 Multiwell plate	1	351157
Tissue Culture-treated	8.0 µm inserts in one 24 Multiwell plate	5	351158
Tissue Culture-treated	8.0 µm inserts in one 96 Multiwell plate	1	351163
Tissue Culture-treated	8.0 µm inserts in one 96 Multiwell plate	5	351164

*Companion plates for individual inserts are available separately.
 **High Density (HD) membrane for maximum basolateral diffusion.

DID YOU KNOW?

Corning FluoroBlok Cell Culture Inserts may also be read using an inverted epifluorescent microscope.

Insert Systems for Cellular Control and Differentiation

SURFACE	TYPE	QTY/CASE	CAT. NO.
Transparent, PET Membrane, Individual format*			
Collagen I	0.4 µm inserts in four 6 well plates	24	354442
Fibronectin	0.4 µm inserts in four 6 well plates	24	354440
Collagen I	0.4 µm inserts in two 24 well plates	24	354444
Fibronectin	0.4 µm inserts in two 24 well plates	24	354445
Collagen I	1.0 µm inserts in four 6 well plates	24	354580
Fibrillar Collagen	1.0 µm inserts in four 6 well plates	24	354472
Collagen I	1.0 µm inserts in two 24 well plates	24	354482
Fibrillar Collagen	1.0 µm inserts in two 24 well plates	24	354474
Collagen IV	1.0 µm inserts in two 24 well plates	24	354591
Collagen I	3.0 µm inserts in four 6 well plates	24	354540
Collagen IV	3.0 µm inserts in four 6 well plates	24	354544
Collagen I	3.0 µm inserts in two 24 well plates	24	354541
Collagen IV	3.0 µm inserts in two 24 well plates	24	354545

Transparent, PET Membrane, One-piece design

Fibrillar Collagen	1.0 µm inserts in one 24 Multiwell plate with feeder tray and lid	1	354803
Fibrillar Collagen	1.0 µm inserts in one 24 Multiwell plate with feeder tray and lid	5	354804
Fibronectin	3.0 µm inserts in two 24 well plates	24	354543
Collagen I	3.0 µm inserts in one 24 Multiwell plate	1	354598

*Companion plates for individual inserts are available separately.



Applications

- Blood Brain Barrier Models
- Co-Cultures
- Epithelial Cell Polarity

DID YOU KNOW?

For a complete listing of membrane inserts, please contact your sales representative.

Specialty Cultureware

The Falcon® Cultureware family also includes cultureslides and coverslips that allow you to culture cells and then analyze them on a glass microscope slide and a cell culture tube for growth of adherent and non-adherent cells and viral cultures.



Falcon CultureSlides

- Performance validated with HEp-2 and BAE cells
- Tested for 72-hour confluency with MRC-5 and BAE cells
- Innovative sealing design eliminates leakage

CultureSlides

Falcon CultureSlides allow you to culture cells and then analyze them on a glass microscope slide. Cells are grown in a plastic chamber affixed to a specially prepared glass microscope slide. Cells can be fixed and stained in place without disruption of the cell monolayer. The chamber is easily and safely removed with an easy-to-use disposable safety removal tool.

Offered as:

- 1, 4, and 8 well formats
- 1.2 mm beveled-edge slide, 25 x 75 mm, soda-lime glass
- Non-treated and Corning® BioCoat™ surface treatment
- Supplied with disposable safety removal tool

TYPE	SURFACE	QTY./PACK	QTY./CASE	CAT. NO.
4 well, 1.7 cm ² growth surface area per well	Non-treated, specially washed	12	24	354114
	Non-treated, specially washed	12	96	354104
	Collagen I	4	12	354557
	Fibronectin	4	12	354559
	Poly-D-Lysine	4	12	354577
8 well, 0.7 cm ² growth surface area per well	Non-treated, specially washed	12	24	354118
	Non-treated, specially washed	12	96	354108
	Collagen I	4	12	354630
	Fibronectin	4	12	354631
	Poly-D-Lysine	4	12	354632
	Poly-D-Lysine/Laminin	4	12	354688

Coverslip-Bottom Dishes

These 35 mm dishes contain a No. 1 German Glass Coverslip-bottom that facilitates preparation of cells for microscopic analysis. Ideal for use in high resolution and inverted microscopy, fluorescent imaging of live cells, confocal microscopy, phase contrast microscopy, and micromanipulations.

SURFACE	TYPE	QTY./CASE	CAT. NO.
Poly-D-Lysine	35 mm	20	354077



No. 1 German Glass Coverslips

Corning® BioCoat™ Coverslips are No. 1 German Glass and provide an optically clear surface, which is non-neurotoxic and exhibits low background fluorescence. The convenient package also acts as a storage container and allows for easy coverslip manipulation.

SURFACE	TYPE	QTY./CASE	CAT. NO.
Poly-D-Lysine	12 mm round	80	354086
Poly-D-Lysine/Laminin	12 mm round	80	354087
Poly-L-Lysine	12 mm round	80	354085
Collagen I	22 mm round	60	354089
Fibronectin	22 mm round	60	354088

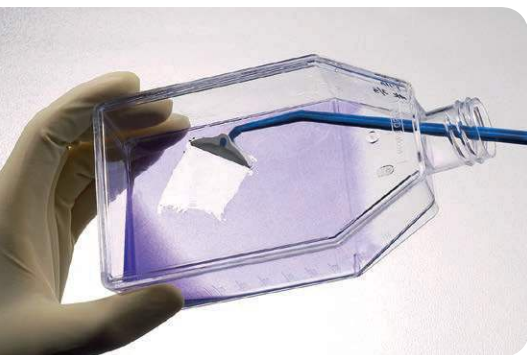


*** DID YOU KNOW?**

Corning offers a full range of conical tubes. Please contact your sales representative for more information.

Cell Culture Accessories

Cell culture accessories include cell scrapers for collecting adherent cells from cultureware, cell strainers for enhancing cell isolations from tissues, lids for multiwell cell culture plates, caps for flasks, and companion plates for use with membrane inserts.



Cell Scrapers

TYPE	QTY./PACK	QTY./CASE	CAT. NO.
1.8 cm blade, 18 cm handle (recommended for use with Falcon® 12.5 and 25 cm ² Flasks)	1	100	353085
1.8 cm blade, 25 cm handle (recommended for use with Falcon 75 cm ² Flasks)	1	100	353086
3.0 cm blade, 25 cm polystyrene handle (recommended for use with Falcon 75 cm ² Flasks)	1	100	353089
3.0 cm blade, 40 cm handle (recommended for use with large Falcon Flasks)	1	100	353087

Falcon Cell Strainers

TYPE	QTY./PACK	QTY./CASE	CAT. NO.
40 µm for use with Falcon 50 ml Conical Tubes	1	50	352340
70 µm for use with Falcon 50 ml Conical Tubes	1	50	352350
100 µm for use with Falcon 50 ml Conical Tubes	1	50	352360
12 x 75 mm polystyrene tube with 35 µm cell strainer cap	25	500	352235

Lids and Caps

TYPE	QTY./PACK	QTY./CASE	CAT. NO.
Vented caps for Falcon and Corning® BioCoat™ 25 cm ² Flasks	20	100	354637
Vented caps for Falcon and Corning BioCoat 75 cm ² Flasks	10	100	354638
Vented caps for Falcon and Corning BioCoat 175 cm ² Flasks	10	50	354639

Companion Plates for Membrane Inserts for Individual Formats*

TYPE	SURFACE	QTY./CASE	CAT. NO.
6 well Deep well Plates (for use with Corning BioCoat Cell Culture Inserts)	Tissue Culture-treated	4	355467
6 well plate for 6 well inserts	Tissue Culture-treated	50	353502
12 well plate for 12 well inserts	Tissue Culture-treated	50	353503
24 well plate for 24 well inserts	Tissue Culture-treated	50	353504

Companion Plates for One-piece Design*

TYPE	SURFACE	QTY./CASE	CAT. NO.
24 well plate and lid for 24 Multiwell inserts	Non-treated	50	351147
24 well plate and lid for 24 Multiwell inserts	Tissue Culture-treated	50	353047
Feeder tray and lid for 24 Multiwell inserts	Tissue Culture-treated	5	351186
96 square well, angled-bottom plate and lid	Tissue Culture-treated	5	353925
96 square well, flat-bottom plate and lid	Tissue Culture-treated	5	353928
Feeder tray and lid for 96 Multiwell inserts	Tissue Culture-treated	5	353924

*For use with Falcon and Corning BioCoat Insert Systems.

Cell Culture Reagents and Specialty Media

Corning offers an extensive selection of extracellular matrix proteins and attachment factors to improve cell attachment, propagation, and differentiation for a wide range of normal or transformed cells as well as a variety of highly purified growth factors and defined media additives.

Extracellular Matrix Proteins and Attachment Factors

Our wide range of Corning® Extracellular Matrices and attachment factors are used for a number of applications and have extensive literature citations. We were the first commercial source of Corning Matrigel® Basement Membrane Matrix and the first to offer a unique line of tissue culture vessels coated with a variety of ECM proteins and attachment factors.

Offered as:

- Basement membrane, collagens, glycoproteins, and attachment factors
- Natural and synthetic sources
- Variety of species

Basement Membrane

TYPE	SOURCE/SPECIES	QTY.	CAT. NO.
Corning Matrigel Matrix	EHS* mouse tumor	5 ml	356234
Corning Matrigel Matrix	EHS mouse tumor	10 ml	354234
Corning Matrigel Matrix (50 ml)	EHS mouse tumor	5 x 10 ml	356235
Corning Matrigel Matrix High Concentration (HC)	EHS mouse tumor	10ml	354248
Corning Matrigel Matrix phenol red-free	EHS mouse tumor	10 ml	356237
Corning Matrigel Matrix HC phenol-red free	EHS mouse tumor	10 ml	354262
Corning Matrigel Matrix Growth Factor Reduced (GFR)	EHS mouse	5 ml	356230
Corning Matrigel Matrix GFR	EHS mouse tumor	10 ml	354230
Corning Matrigel Matrix GFR HC	EHS mouse tumor	10 ml	354263
Corning Matrigel Matrix hESC-Qualified	EHS mouse tumor	5 ml	354277
Corning Matrigel Matrix GFR phenol red-free	EHS mouse tumor	10 ml	356231
Extracellular Matrix	Human Placenta	1 mg	354237

Collagens

TYPE	SOURCE/SPECIES	QTY.	CAT. NO.
Collagen I	Bovine dermis	30 mg	354231
Collagen I	Human placenta	0.25 mg	354243
Collagen I	Rat tail tendon	100 mg	354236
Collagen I (1 g)	Rat tail tendon	10 x 100 mg	356236
Collagen I High Concentration (HC)	Rat tail tendon	100 mg	354249
Collagen II	Bovine articular cartilage	5 mg	354257
Collagen III	Human placenta	0.25 mg	354244
Collagen IV	Human placenta	0.25 mg	354245
Collagen IV	EHS lathyritic mouse tumor	1 mg	354233
Collagen IV (10 mg)	EHS lathyritic mouse tumor	10 x 1 mg	356233
Collagen V	Human placenta	0.25 mg	354246
Collagen VI	Human placenta	500 ug	354261

*Engelbreth-Holm-Swarm Mouse Tumor



Key Features and Advantages

- Routine performance testing ensures biological activity
- Lot-to-lot consistency
- Extensive literature citations

DID YOU KNOW?

- Corning Matrigel Matrix is certified LDEV-free.
- Corning also offers custom coating services. Please email Technical Support at ScientificSupportEMEA@corning.com for more information.

Glycoproteins

TYPE	SOURCE/SPECIES	QTY.	CAT. NO.
Fibronectin	Human placenta	1 mg	354008
Fibronectin	Human placenta	5 mg	356008
Fibronectin (25 mg)	Human placenta	5 x 5 mg	356009
Laminin	EHS mouse tumor	1 mg	354232
Ultrapure Laminin	EHS mouse tumor	1 mg	354239
Laminin/Entactin High Concentration (HC)	EHS mouse tumor	10.5 mg	354259
Vitronectin	Human plasma	0.25 mg	354238
Osteopontin	Human breast milk	50 µg	354256

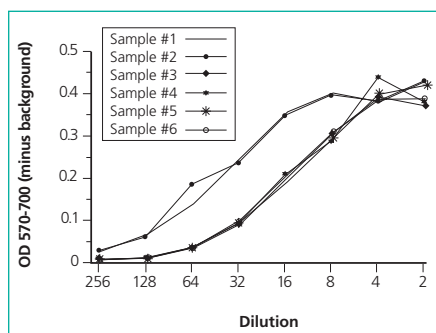
Attachment Factors

TYPE	SOURCE/SPECIES	QTY.	CAT. NO.
Corning® Cell-Tak™ Cell and Tissue Adhesive	Polyphenolic proteins secreted by <i>Mytilus edulis</i>	1 mg	354240
Corning Cell-Tak Cell and Tissue Adhesive	Polyphenolic proteins secreted by <i>Mytilus edulis</i>	5 mg	354241
Corning Cell-Tak Cell and Tissue Adhesive (10 mg)	Polyphenolic proteins secreted by <i>Mytilus edulis</i>	2 x 5 mg	354242
Poly-D-Lysine	Synthetic	20 mg	354210
Corning PuraMatrix™ Peptide Hydrogel	Synthetic	5 ml	354250

Cell Detachment/Recovery Reagents

TYPE	SOURCE/SPECIES	QTY.	CAT. NO.
Dispase	Bacillus polymyxa-derived metalloprotease	100 ml	354235
Cell Recovery Solution	Non-enzymatic proprietary solution	100 ml	354253

Determination of IL-2 Activity



Serial dilutions of six samples of IL-2 are tested for their ability to induce proliferation of the mouse T-cell line CTLL.

Cytokines, Growth Factors, and Media Additives

Corning offers a comprehensive line of high-quality cytokines and media additives to meet your individual needs for culturing animal or human cells *in vitro*. These products include purified growth factors and enriched culture supplements that allow you to propagate your cells under more defined serum-reduced or serum-free conditions.

Offered as:

- Lymphokines, Growth Factors, and Media Additives
- Vialled, highly purified growth factors with high biological activity
- Enriched culture supplements to be reconstituted in the medium of your choice

Lymphokine Products

	TYPE	SOURCE/SPECIES	QTY.	CAT. NO.
Colony-Stimulating Factors	GM-CSF	Human recombinant	1 µg	354048
Interleukins	IL-1β	Human recombinant	2 µg	354042
	IL-2	Human recombinant	10,000 u*	354043
	IL-2	Human recombinant	50,000 u*	356043
	IL-2	Mouse recombinant	10,000 u*	356078
	IL-2	Mouse recombinant	25,000 u*	354078
	IL-2	Rat natural	4,000 u*	354110
	IL-3	Mouse recombinant	10 µg	354058
	IL-4	Human recombinant	5 µg	354068
Stem Cell Factor	SCF, human recombinant	Human recombinant	10 µg	354105
Tumor Necrosis Factor	TNF-α, human recombinant	Human recombinant	10 µg	354066
	TNF-α, human recombinant (50 µg)	Human recombinant	5x10 µg	356066

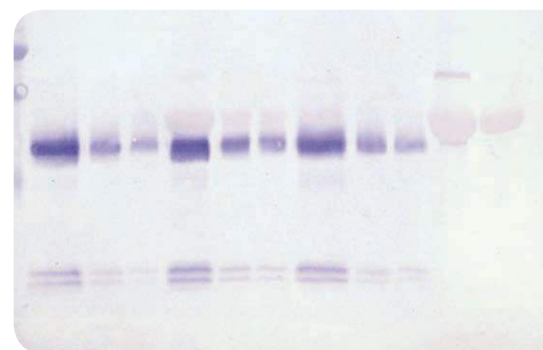
*Biological response modified program (BRMP) Jurkat IL-2 reference reagents.

DID YOU KNOW?

- The use of Corning Cell Recovery Solution or Corning Dispase is necessary to recover cells cultured on Corning® Matrigel® Matrix.

Growth Factors

	TYPE	SOURCE/SPECIES	QTY.	CAT. NO.
Epidermal Growth Factors (EGF)	EGF, culture grade	Mouse natural	100 µg	354001
	EGF, culture grade (1 mg)	Mouse natural	10 x 100 µg	356001
	EGF, receptor grade	Mouse natural	100 µg	354010
	EGF, receptor grade (0.5 mg)	Mouse natural	5 x 100 µg	356010
	EGF	Human recombinant	100 µg	354052
	EGF (1 mg)	Human recombinant	10 x 100 µg	356052
Fibroblast Growth Factors (FGF)	bFGF	Bovine natural	10 µg	356037
	bFGF	Human recombinant	10 µg	354060
	bFGF (50 µg)	Human recombinant	5 x 10 µg	356060
	bFGF (100 µg)	Human recombinant	10 x 10 µg	356061
Insulin-Like Growth Factor	IGF-I, culture grade	Human recombinant	10 µg	354037
Nerve Growth Factors (NGF)	2.5S NGF	Mouse natural	10 µg	354005
	2.5S NGF	Mouse natural	100 µg	356004
	2.5S NGF (1 mg)	Mouse natural	2 x 500 µg	356005
	7S NGF	Mouse natural	100 µg	354009
Platelet-Derived Growth Factors (PDGF)	PDGF-BB	Human recombinant	10 µg	354051
	PDGF-BB (0.1 mg)	Human recombinant	10 x 10 µg	356051
Transforming Growth Factors (TGF)	TGF-β	Human natural	1 µg	354039
	TGF-β (5 µg)	Human natural	5 x 1 µg	356039
	TGF-β (10 µg)	Human natural	5 x 2 µg	356040
Vascular Endothelial Growth Factor (VEGF)	VEGF	Human recombinant	10 µg	354107

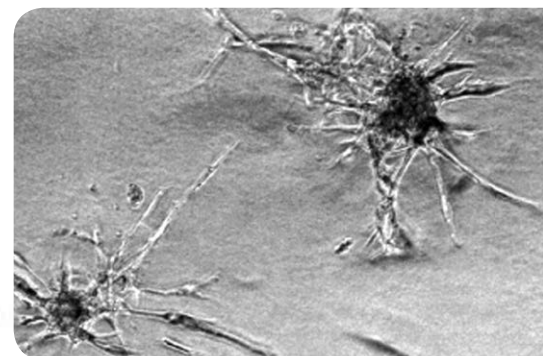


Gel Analysis of Nerve Growth Factor

Protein gel analysis of 2.5S NGF using a 4-20% Novex Gel (tris-glycine gel under denaturing conditions).

Cell Culture Media Additives

	TYPE	SOURCE/SPECIES	QTY.	CAT. NO.
Media Additives	Albumin (delipidized)	Bovine serum	10 g	354331
	Hydrocortisone	Chemically defined	50 mg	354203
	Linoleic Acid/Albumin Complex	Bovine	2.5/500 mg	354227
	Selenous Acid (sodium salt)	Chemically defined	100 mg	354201
	Transferrin (holo)	Human plasma	10 mg	354204
	Transferrin, human (holo)	Human plasma	1 g	354304
ITS Universal Culture Supplements	ITS Premix (5 liter equivalent)	Defined composition, human derived components	5 ml	354351
	ITS Premix (20 liter equivalent)	Defined composition, human derived components	20 ml	354350
	ITS+ Premix (2 liter equivalent)	Defined composition, human and bovine derived components	20 ml	354352
MITO+ Serum Extender	MITO+ (5 liter equivalent)	Defined composition, human and bovine derived components	5 ml	355006
NuSerum Serum Replacements	NuSerum	Defined composition, human and bovine derived components	100 ml	355100
	NuSerum	Defined composition, human and bovine derived components	500 ml	355500
	NuSerum IV	Defined composition, human and bovine derived components	100 ml	355104
	NuSerum IV	Defined composition, human and bovine derived components	500 ml	355504



Cell differentiation effect of ITS+ supplemented Corning Smooth Muscle Cell Differentiation Medium on human smooth muscle cells cultured on Corning® BioCoat™ Growth Factor Reduced Corning Matrigel® Matrix Plates. Nodular morphology is apparent after five days *in vitro*.

Specialty Media

Corning offers a selection of specialty media for the cultivation of a variety of cells in low serum or serum-free conditions.

Offered as:

- Low-serum or serum-free media for culturing endothelial cells, hepatocytes, and Caco-2 cells

TYPE	SOURCE/SPECIES	QTY.	CAT. NO.
E-STIM Endothelial Cell Culture Medium	Chemically defined basal media supplemented with human and bovine derived components	500 ml	355054
Hepato-STIM Hepatocyte Culture Medium	Chemically defined basal media supplemented with human and bovine derived components	500 ml	355056
Intestinal Differentiation Media Pack	Chemically defined basal media supplemented with human and bovine derived components and sodium butyrate	1 pack	355058
Enterocyte Differentiation Medium	Chemically defined basal media supplemented with sodium butyrate	2x250 ml	355357



CELLline™ 1000 System - Disposable Bioreactor

The CELLline 1000 System is an ideal cell culture device for monoclonal antibody and expressed protein production. The CELLline System allows continuous culture of cells for weeks and is designed for easy media removal and replacement without disturbing the cells in the growth chamber.

TYPE	QTY./PACK	QTY./CASE	CAT. NO.
CELLline 1000 System	1	3	353137

CELLline 1000 System

- Efficient, cost effective alternative to using mice or shaker flasks
- Ideal for process development and pilot scale applications
- 50-100 times greater antibody concentrations than conventional methods
- Optimized for use with BD Cell™ MAb Media

DID YOU KNOW?

- Visit www.corning.com/lifesciences for Falcon quality certificates.
- For Corning BioCoat and ECM quality certificates, email Technical Support at ScientificSupportEMEA@corning.com.

Preparative Cell Culture and Bioproduction

Corning offers several products that are designed for cell culture personnel in process development and scale up through production.

Cell Culture Flasks

Falcon® Flasks feature a unique vacuum-gas plasma tissue culture treatment as well as Corning® BioCoat™ surface options for enhanced cell attachment and growth. These products are certified as sterile, non-cytotoxic, and non-pyrogenic.

Offered as:

- 175, 175 with barcode, and 225 cm²
- Plug-seal, vented, and phenolic cap styles
- Tissue Culture-treated and Corning BioCoat surface treatments



Key Features and Advantages

- Routine performance testing assures consistent culture conditions for reproducible results
- Pull-strip packaging enables easy opening of cases – no knife required
- Reseal tab on packaging for convenient storage of unused flasks



Falcon Erlenmeyer Flasks

- Provides flexibility with a 2-in-1 vented or non-vented leak-proof cap
- Allows uninhibited visualization of sample or media through the optically clear polycarbonate resin, which is lighter and safer than glass
- Non-pyrogenic, non-cytotoxic, and nuclease-free; meets USP Class VI
- Ready-to-use, individually packaged, sterile to SAL 10⁻⁶
- Available in flat- or baffled-base, which provides increased agitation and aeration

175 cm² Growth Area, 750 ml

SURFACE	TYPE	QTY./PACK	QTY./CASE	CAT. NO.
Tissue Culture-treated	Straight-neck, vented cap	5	40	353112
Tissue Culture-treated	Straight-neck, vented cap, barcoded	5	40	353118
Tissue Culture-treated	Straight-neck, plug-seal cap	5	40	353028
Poly-D-Lysine	Straight-neck, vented cap	5	5	354539
Poly-D-Lysine	Straight-neck, vented cap	5	40	356539
Collagen I	Straight-neck, vented cap	5	5	354487
Collagen I	Straight-neck, vented cap	5	40	356487
Collagen IV	Straight-neck, plug-seal cap	5	5	354528
Fibronectin	Straight-neck, plug-seal cap	5	5	354526

225 cm² Growth Area, 800 ml

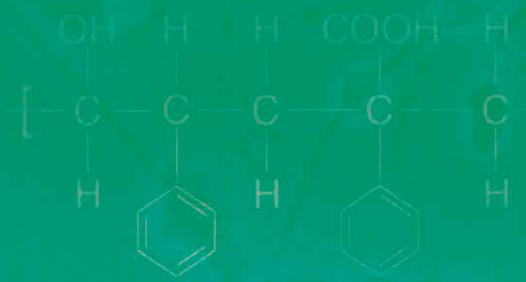
SURFACE	TYPE	QTY./PACK	QTY./CASE	CAT. NO.
Tissue Culture-treated	Canted-neck, plug-seal cap	5	30	353138
Tissue Culture-treated	Canted-neck, vented cap	5	30	353139

Falcon Erlenmeyer Flasks, sterile

DESCRIPTION	QTY./PACK	QTY./CASE	CAT. NO.
125 ml, baffled-base	1	24	355115
125 ml, flat-base	1	24	355117
250 ml, baffled-base	1	12	355119
250 ml, flat-base	1	12	355121
500 ml, baffled-base	1	12	355123
500 ml, flat-base	1	12	355125
1000 ml, baffled-base	1	6	355127
1000 ml, flat-base	1	6	355129
2000 ml, baffled-base	1	6	355131
2000 ml, flat-base	1	6	355133

Accessories

Replacement cap for 125, 250, and 500 ml flasks	1	72	355135
Replacement cap for 1000, and 2000 ml flasks	1	48	355136



CORNING

Warranty/Disclaimer: Unless otherwise specified, all products are for research use only. Not for use in humans. Not intended for use in diagnostic or therapeutic procedures. Corning Life Sciences makes no claims regarding the performance of these products for clinical or diagnostic applications.

To place an order in Europe, contact Customer Service at:
tel: + 31 0 20 659 60 51, fax: + 31 0 20 659 76 73; email: CSEurope@corning.com

For technical assistance, contact Technical Support at:
email: ScientificSupportEMEA@corning.com

Outside Europe, contact your local distributor or visit www.corning.com/lifesciences to locate your nearest Corning office.

CORNING

Corning Incorporated Life Sciences

Corning BV
Fogostraat 12
1060 LJ Amsterdam
The Netherlands
Phone: +31 0 20 659 60 51
Fax: +31 20 659 76 73
cceurnl@corning.com
www.corning.com/lifesciences

Worldwide Support Offices

ASIA/PACIFIC

Australia/New Zealand
t 0402-794-347

China
t 86 21 2215 2888
f 86 21 6215 2988

India
t 91 124 4604000
f 91 124 4604099

Japan
t 81 3-3586 1996
f 81 3-3586 1291

Korea
t 82 2-796-9500
f 82 2-796-9300

Singapore
t 65 6733-6511
f 65 6861-2913

Taiwan
t 886 2-2716-0338
f 886 2-2516-7500

EUROPE

France
t 0800 916 882
f 0800 918 636

Germany
t 0800 101 1153
f 0800 101 2427

The Netherlands
t 31 20 655 79 28
f 31 20 659 76 73

United Kingdom
t 0800 376 8660
f 0800 279 1117

All Other European Countries

t 31 (0) 20 659 60 51
f 31 (0) 20 659 76 73

LATIN AMERICA

Brasil
t (55-11) 3089-7419
f (55-11) 3167-0700

Mexico
t (52-81) 8158-8400
f (52-81) 8313-8589

Corning acquired the BioCoat™, Falcon®, Matrigel®, and Primaria™ brands.

For a listing of trademarks, visit us at www.corning.com/lifesciences/trademarks.
All other trademarks in this document are the property of their respective owners.