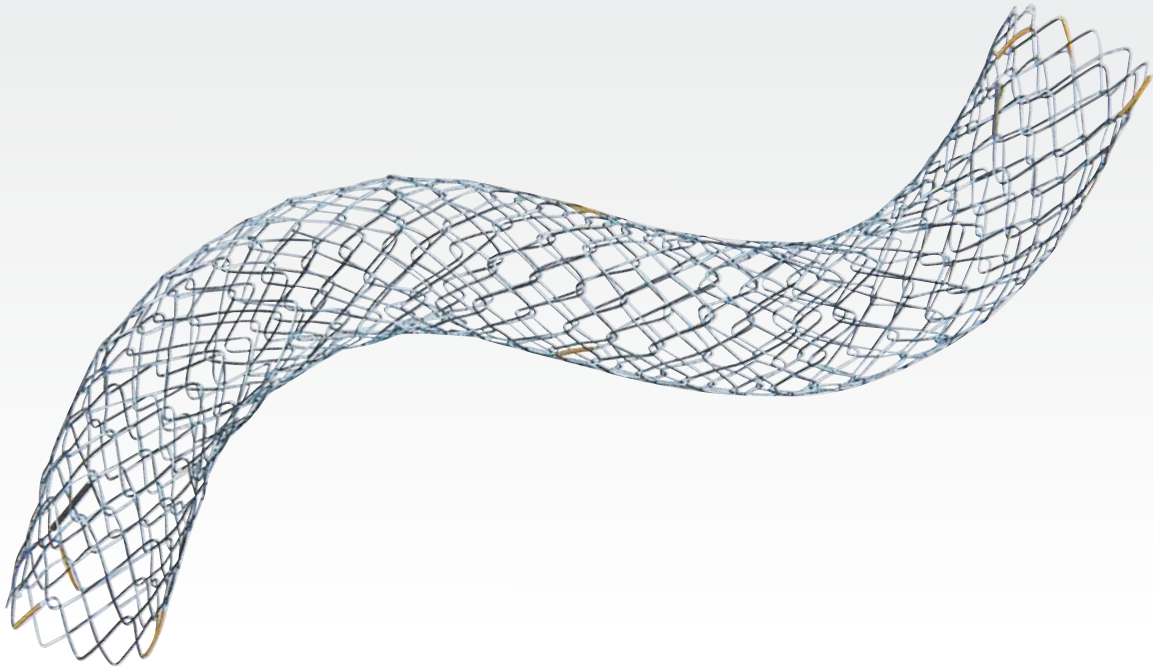
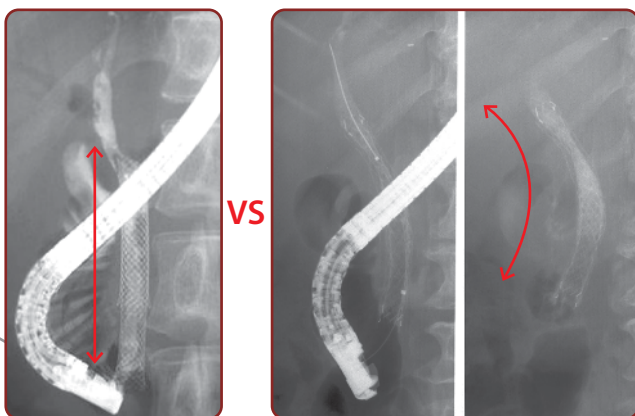




Biliary stent



■ Fluoroscopic images



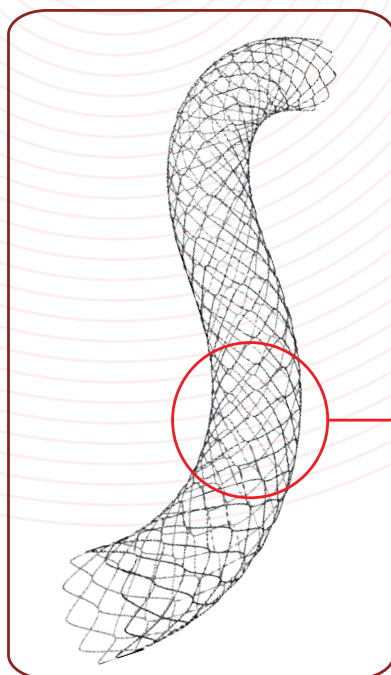
Competitor

Taewoong

"Maintain full luminal patency in tortuous anatomy of biliary tract for optimal drainage"

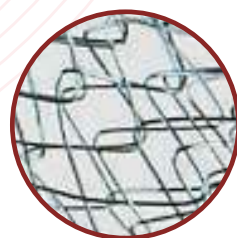
Taewoong Niti-S™ D Biliary stent

for malignant biliary strictures



● Features

- Low foreshortening for accurate positioning
- Maximize conformability : Optimal combination of radial and axial force to maintain luminal patency in tortuous anatomy



Unfixed cell with weaving construction

- Radiopaque marker : 3(three) at both ends & 2(two) in the middle

● Ordering Information Please allow up to 8 weeks delivery for all stents

Endoscopic Approach							
Code	Stent		Delivery				
	Diameter (mm)	Length (cm)	Profile (Fr)	Usable Length (cm)			
BD0604	6	4	8	180			
BD0605		5					
BD0606		6					
BD0607		7					
BD0608		8					
BD0609		9					
BD0610		10					
BD0612		12					
BD0804		8			4	8	180
BD0805					5		
BD0806					6		
BD0807					7		
BD0808	8						
BD0809	9						
BD0810	10						
BD0812	12						
BD1004	10		4	8	180		
BD1005			5				
BD1006			6				
BD1007			7				
BD1008		8					
BD1009		9					
BD1010		10					
BD1012		12					

Percutaneous Approach							
Code	Stent		Delivery				
	Diameter (mm)	Length (cm)	Profile (Fr)	Usable Length (cm)			
TD0604	6	4	8	180			
TD0605		5					
TD0606		6					
TD0607		7					
TD0608		8					
TD0609		9					
TD0610		10					
TD0612		12					
TD0804		8			4	8	50
TD0805					5		
TD0806					6		
TD0807					7		
TD0808	8						
TD0809	9						
TD0810	10						
TD0812	12						
TD1004	10		4	8	180		
TD1005			5				
TD1006			6				
TD1007			7				
TD1008		8					
TD1009		9					
TD1010		10					
TD1012		12					

Released Article

* A comparison of the Niti-D biliary uncovered stent and the uncovered Wallstent in malignant biliary obstruction *Gastrointestinal Endoscopy* Volume 70, No.1: 2009
Ki Young Yang, MD et al.



Aquilant Interventional

UK Distributors

Aquilant Interventional
Aquilant House, Units B1-B2
Bond Close, Kingsland Business Park
Basingstoke, Hampshire, RG24 8PZ

T: +44 (0) 845 6024 007
F: +44 (0) 1256 365486
E: contactus@aquilantinterventional.com
W: www.aquilantinterventional.com

