


With EasyGrip™ Strip



# Dale® Abdominal Binder



with Exclusive Stretch Material



Dale Medical Products, Inc.  
40 Kenwood Circle • Suite 7  
Franklin, MA 02038-3298  
T: +1-508-695-9316  
[www.dalemed.com](http://www.dalemed.com)



**MDSS GmbH**  
Schiffgraben 41  
D-30175 Hannover, Germany



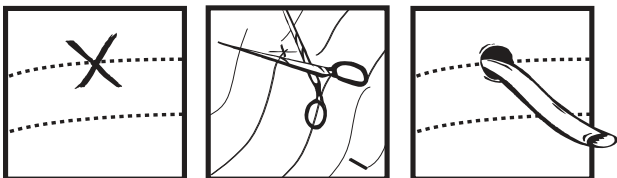
## Application Instructions

Dale Abdominal Binders are available in a range of sizes. Two binders can be joined to fit an unusually large patient.

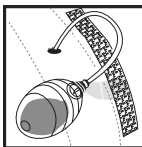
1. Place the binder under the patient with hook material facing up and V point facing down and stretch one end out. Proper stretch provides necessary compression.
  2. Stretch the binder over the patient's stomach and hold with one hand. The binder may be placed straight, or at an angle if additional pressure is needed on the upper or lower abdomen.
  3. Stretch the other end over at the desired angle.
  4. Press the hook firmly closed while stretching down to close the material.
- Be sure to stretch the binder adequately. Remember, a secure fit won't restrict breathing; the stretching and compression actually facilitates deep breathing.

## Using Drainage Tubes

A hole can be cut in the Dale Abdominal Binder to accommodate tubes such as draining and feeding. Place the binder on the patient so that there is only a single thickness over the draining site. Mark an X on the fabric where the hole should be made, crease the fabric and make an elliptical cut in the material (see illustration). When the fabric is stretched, the elliptical cut will become around hole to accommodate the drain. The diameter of the hole will be equal to the length of the cut. See back cover for the EasyGrip Strip Applications.



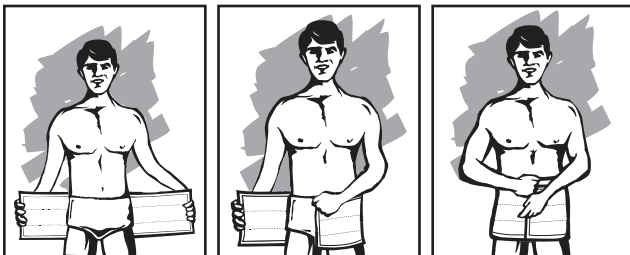
## † Applying the EasyGrip™ Strip



1. Lift EasyGrip Strip off Binder
2. For drainage bulb use, thread EasyGrip Strip through drainage bulb tab; reattach to binder.

† Always follow best practice standards for drainage devices.

## Self Application



1. Position top edge just below navel and stretch out sideways.
2. Wrap around.
3. Press closed to secure.

## Laundering & Care

Machine Wash Cold

Hand Wash

Do Not Bleach

Line Dry

Machine or hand wash in cold water with mild detergent. Before washing, make sure that the hook and loop surfaces are securely fastened to prevent lint accumulation, which can interfere with the fibers and weaken their locking properties. Hang to dry.

## Ordering Information

Dale Abdominal Binders are available from hospital/medical supply dealers, packaged one per box.

To find size, measure female hips, male waist.

<b>525</b>	2 panel	6" (15cm) stretches to fit 28-50" 72-127 cm
<b>410</b>	3 panel	9" (23cm) stretches to fit 30-45" 76-114 cm
<b>411</b>	3 panel	9" (23cm) stretches to fit 46-62" 117-157 cm
<b>418</b>	3 panel	9" (23cm) stretches to fit 60-75" 152-191 cm
<b>810</b>	4 panel	12" (30cm) stretches to fit 30-45" 76-114 cm
<b>811</b>	4 panel	12" (30cm) stretches to fit 46-62" 117-157 cm
<b>818</b>	4 panel	12" (30cm) stretches to fit 60-75" 152-191 cm
<b>820</b>	4 panel	12" (30cm) stretches to fit 72-94" 183-239 cm
<b>920</b>	5 panel	15" (38cm) stretches to fit 72-94" 183-239 cm

## The Dale Abdominal Binder

The Dale Abdominal Binder supports abdominal muscles while encouraging mobility and promoting muscle redevelopment.

The binder is made entirely of Dale's Exclusive Stretch Material, which permits hook & loop closure at any point for a more precise, more comfortable fit. Evenly distributed compression promotes coughing and deep breathing. Patients can walk more comfortably, reducing the possibility of sedentary complications such as atelectasis, pneumonia and phlebitis.

## Applications

The Dale Abdominal Binder provides support and comfort following procedures such as:

- Cesarean Section
- Hysterectomy
- Liposuction
- Gastroplasty
- Abdominoplasty
- Childbirth

## Key Features

- **Not made with natural rubber latex.** Eliminates concerns about patient or caregiver hypersensitivity to Latex.
- **New innovative joining stitch.** Gap-free stitching provides greater patient comfort.
- **Evenly distributed compression.** Dale's Exclusive Stretch Material distributes compression evenly around the body without riding, roping or constricting.
- **Longer product life.** Material can be engaged and disengaged an indefinite number of times. Some fuzziness may appear, but this actually improves holding power.
- **Hook & Loop closure.** Binder opens and closes quickly and easily for dressing and wound inspection. Can be attached at any point on the circumference of binder for precise fit.
- **EasyGrip™ Strip.** Holds up to four drainage bulbs in place on outside of abdominal binder.

### For single patient use.

For an application video please visit [www.dalemed.com](http://www.dalemed.com)

**Not made with natural rubber latex.**

Dale™ is a registered trademark of Dale Medical Products, Inc. in the USA & EU. EasyGrip™ is a trademark of Dale Medical Products, Inc. in the USA.