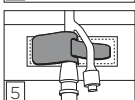
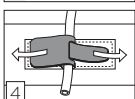
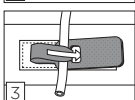
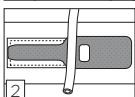
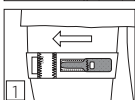
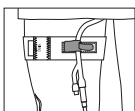


Dale®

Hold-n-Place® Foley Catheter Leg Band

Leg Band Application

1. Position leg band high around patient's thigh with Dale product label pointing to inside of leg. Stretch leg band in place and fasten hook tab. Proper compression has been achieved when two fingers fit snugly under the band.
2. Place Foley catheter over white stitching of green tab. Leave an ample loop in catheter above leg band to avoid bladder traction; or stretch catheter for traction when required.
3. With catheter in desired position, insert the narrow green tab over catheter and through the square opening so the green tab overlaps.
4. Lock catheter in position by pulling green tabs in opposite directions. Secure tabs in place. To reposition catheter: raise either green tab, adjust catheter, and refasten tab.
5. Another method of securement is to locate the Y port of the proximal end of the catheter into the locking device.



Waist Band Application

1. To secure the catheter in place, position the waist band around the abdomen, above the wound site. No shaving necessary. The green catheter locking tab should be centered over the drain site. After the band has been positioned, press locking tab onto the waist band.
2. Place catheter over white stitching of green tab.
3. Repeat steps 3,4, & 5 above.

Additional Benefits

To help prevent meatal irritation, leg band can be rotated in either direction. Alternating legs periodically may also add to greater patient comfort.

For single patient use. Disposable.

For an application video please visit www.dalemed.com

Dale medical products are available from your preferred hospital/medical supply dealer.

Not made with natural rubber latex.

Dale® & Hold-n-Place® are registered trademarks of Dale Medical Products, Inc. in the USA.



Dale Medical Products, Inc.
40 Kenwood Circle • Suite 7
Franklin, MA 02038-3298
T: 508-695-9316



MDSS GmbH
Schiffgraben 41
D-30175 Hannover, Germany

