

Dale® Stabilock Endotracheal Tube Holder

Application Instructions

1. Clean tube. Let dry.
 2. Apply Adhesive Base.
 - Apply skin prep
 - Remove liner and place Base at desired location (A1-A4). Trim if needed.
 3. Press neckband onto hook portion of the Base, making sure the Tubing Channel is aligned with the endotracheal tube.(B)
 4. Open the fastener tabs located at both ends of the neckband and wrap the band around the head just below the ears. Secure the fastener tabs to the outside of the neckband.(C)
 5. Secure tube into Tubing Channel
 - wrap strong adhesive tape 1x around the tube where the Channel will cover the tube
 - press Channel down over the tube(D)
 - wrap tape around tube and Channel (E)
- Alternate Taping Method:
- press Channel onto the tube
 - tightly wrap strong adhesive tape around tube and Channel. **Wrap tape a minimum of 1" beyond the end of the Channel (E)**
6. Ensure neckband security by readjusting the fastener tabs as necessary.

Change tape as necessary.

Change Adhesive Base after 3 days or sooner if necessary.

Removal Instructions

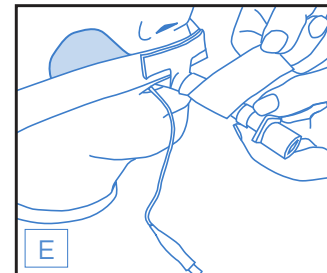
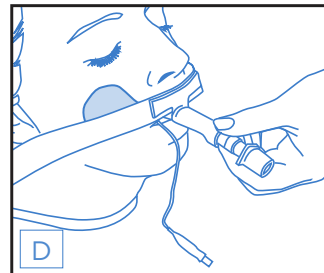
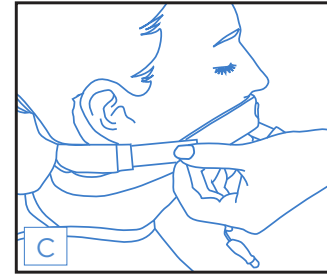
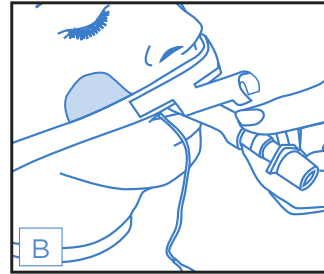
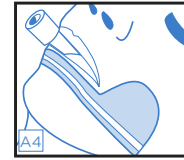
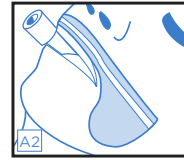
Device should be removed with care to avoid skin trauma. Re-apply skin prep if another device is to be applied.

Tube Repositioning

Open fastener tabs. Hold Adhesive Base down while peeling neckband from base. Reposition tube. Press back onto base and secure fastener tabs.

Recommendations

- To prevent skin ulcerations or skin tears, **assess patient skin and medical conditions prior to applying.** Monitor daily or more frequently.
- **Dale recommends repositioning the endotracheal tube often** to help prevent injury to the lips and underlying tissues due to unrelieved pressure.
- **Dale strongly recommends supporting the ventilator tubing** to reduce pressure on the patient's face.



ORDERING INFORMATION

Product Number	Size	Quantity
270	Fits endotracheal tubes 7.0-10.0mm	10/Box
273	Adhesive Base	10/Box

Dale
www.dalemed.com

Dale® is a registered trademark of Dale Medical Products, Inc. in the USA & EU.
©2017 Dale Medical Products, Inc.

AD-028 REV B