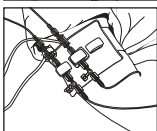
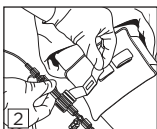
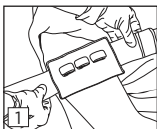


# Dale®

## Transducer Holder

### Application Instructions

1. Position the Holder along the phlebostatic axis (mid-chest) and wrap around the patient's arm. Press hook & loop closure to secure.
2. Open the necessary hook & loop tabs, thread through the slot(s) of the transducer(s) and press to secure.



### For single patient use. Disposable

For an application video please visit [www.dalemed.com](http://www.dalemed.com)

**Not made with natural rubber latex.**

**Patent [www.dalemed.com/patents](http://www.dalemed.com/patents)**

Dale® is a registered trademark of Dale Medical Products, Inc. in the USA & EU.



Dale Medical Products, Inc.  
40 Kenwood Circle • Suite 7  
Franklin, MA 02038-3298  
T: 508-695-9316



**MDSS GmbH**  
Schiffgraben 41  
D-30175 Hannover, Germany

