

EUSRA™

Endoscopic Ultra Sound guided Radiofrequency Ablation electrode

*"EUS guided RFA for the treatment
of unresectable pancreatic carcinoma"*

Global distributor : **TaeWoong**
MEDICAL

Bldg.C, 4F, DaebangTriplaon BusinessTower, 158 Haneulmaeul-ro, ilsandong-gu, Goyang-si, Gyeonggi-do, Korea 410-315
TEL:+82.31.904.6153 FAX:+82.31.904.6157 E-mail:sales@stent.net www.stent.net

Manufacturer : **STARmed**

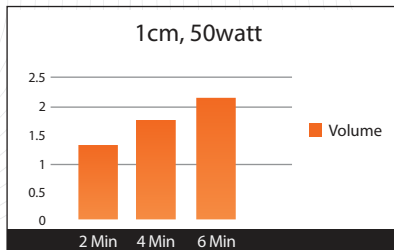
Bldg.B #4F, DaebangTriplaon BusinessTower, 158 Haneulmaeul-ro, ilsandong-gu, Goyang-si, Gyeonggi-do, Korea 410-315
Tel:+82.70.4673.8614 Fax:+82.0506.816.4546 E-mail:info@STARmed4u.com www.STARmed4u.com

TaeWoong
MEDICAL

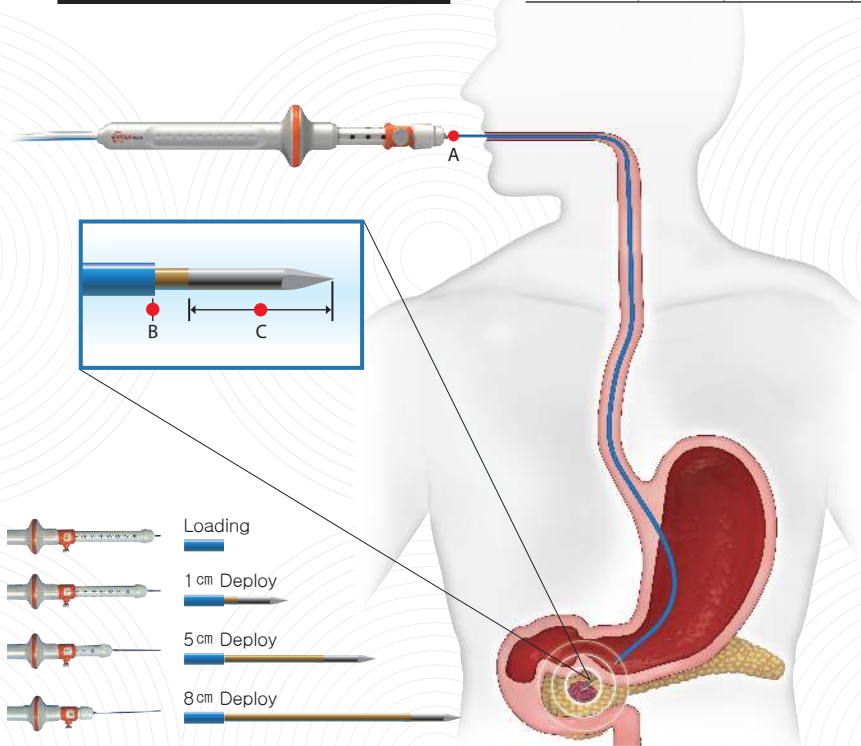
○ Features

- Inner cooling system is possible to ablate large portion of tumor without tissue charring
- Various lengths of needle facilitates to correct targeted ablation depends on location and size of tumor

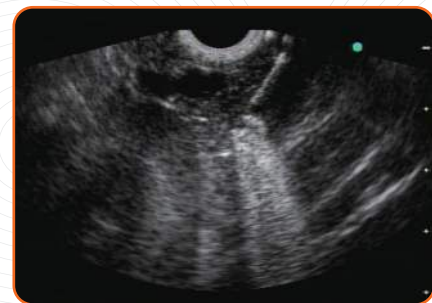
[Bovine Liver : 18 Gauge 1cm / RF Power : 50 watts / Time : 2,4,6 Min]



Group	Case	Vertical Section		Volume (cm³)
		Width	Depth	
2Min	5	1.28	1.45	1.26
4Min	5	1.49	1.53	1.74
6Min	5	1.59	1.58	2.07



[EUS-guided RFA of porcine pancreas]



During RFA



Ablated tissue

EUSRA™ ablation electrode is only operating with VIVA combo™ generator

○ Ordering Information

Endoscopic Approach			
Code	[A to B] Flexible length (mm)	[C] Tip exposure length (mm)	[C] Tip diameter
18-05E	1400/7Fr	5	18G(1.27mm)
18-07E		7	
18-10E		10	
18-15E		15	
18-20E		20	
18-25E		25	
18-30E		30	

Released Article

* EUS-guided radiofrequency ablation of the porcine pancreas GASTROINTESTINAL ENDOSCOPY Volume 76, No. 5 : 2012 Dong-Wan Seo, MD, PhD,