

User height
1000-1800 mm



Max. load
114 kg



Environment
Indoor & outdoor

EZ Rider

The Convaid EZ Rider is an upright, 10° fixed tilt pediatric wheelchair that is best-in-class, convenient, lightweight and compact folding. The EZ Rider is custom-built to meet each individual requirements.

Highlights about EZ Rider



Customisable growth capabilities

Adjustable seat depth extends chair life for a growing child.




10° fixed tilt

Provides upright posture to enhance functional positioning.



Upholstery & colours

Removable, washable Cordura available in various colours.



Foldable

The EZ Rider is folded quickly and fits into almost any car.



Standard

Removable adjustable swing-away footplates, one-piece, angle adj. push handle (CX12/14/16), 2-Piece Push Handles (CX18), 30-degree fixed tilt, 2-point positioning belt, seat depth growth of 13 cm, individual footbrake.

Options

Size:	Tyres
- EZ12	- Solid
- EZ14	- Air
- EZ16	- Solid w/transp. fitting
- EZ18	- Air w/transp. fitting

Cushion colours



Blue



Red



Black



Pink



Purple



Green

Frame colour



Silver



EZ Rider Standard, size 12" - 16"



EZ Rider Standard, size 18"

Measurements

		EZ 12	EZ 14	EZ 16	EZ 18
	Effective seat width	305 mm	355 mm	405 mm	455 mm
	Effective seat depth	230-360 mm	280-410 mm	305-430 mm	370-495 mm
	Backrest height	530 mm	610 mm	660 mm	680 mm
	Total mass	11 kg	14 kg	14kg	13 kg
	Max. load regular/transit	34/30 kg	45,5/45,5 kg	77/77 kg	114/77 kg
	Overall width	546 mm	548 mm	660 mm	660 mm
	Length	915 mm	950 mm	1105 mm	1220 mm
	Overall height	965 mm	980 mm	1015 mm	950 mm
	Folded length	1130 mm	1170 mm	1220 mm	1160 mm
	Folded width	360 mm	340 mm	360 mm	370 mm
	Folded height	445 mm	460 mm	430 mm	390 mm

Further measurements at our website

Nice to know

- EZ Rider is Lightweight, portable and folds compactly for the active user. It is suitable for children in need of a functional upright seating position, where the focus is on allowing the child to active and aware of the surroundings.




Accessories




Extended headrest cover
With or without windows (Canopy)
EZ12 C904737/ C904721
EZ14 C904741/ C904725
EZ16 C904742/ C904726
EZ18 C904743/ C904727



Headrest cover
EZ12 C900853
EZ14 C901210
EZ16 C901205
EZ18 C901211



Rain cover and mosquito net
Rain cover: Mosquito net:
12/14 C904939 12/14 C904655
16/18 C904940 16/18 C904656



Headrest extension
Curved cordura (black)
EZ12 C902863
EZ14 C900484
EZ16 C900138
EZ18 C902619



Headwings
Padded:
EZ12 C900849
EZ14 C900682
EZ16 C900683
EZ18 C900684



H-harness with padded covers
C903988
3-pt position belt required



3-pt positioning belt
C904017
With depth adjustment croth strap



Full support torso vest
EZ12 C900848
EZ14 C900338
EZ16 C901020
EZ18 C900387

Occi: C904779




Soft lateral support
Single/Double flap
EZ12 C900846/ C900847
EZ14 C900327/ C900650
EZ16 C901018/ C900651
EZ18 C900386/ C900652



Calf panel
C904580



Reducer seat insert
Seat width 5 cm smaller, seat depth 2,5 cm smaller
EZ12 C904211
EZ14-18 C904110



Medial thigh support-abductor
with position/align cushion
EZ12 C900843
EZ14 C900329
EZ16 C901024
EZ18 C900388

13



Lateral thigh support-abductor
with position/align cushion
EZ12 C900844
EZ14 C900330
EZ16 C901026
EZ18 C900389

14



Angle adjustable footplates
EZ12/14 C903268
EZ16/18 C903269

15



Footplate securement strap
C903584

16



Foot positioners
Small (18-25 cm) C903415
Medium (20-28 cm) C903416
Large (23-30 cm) C903417

17



Height adjustable flip-up armrests
EZ12-14 C904523
EZ16-18 C904524

18



Upper extremity support surface
Clear tray
EZ12 C904525
EZ14 C904526
EZ16 C904527
EZ18 C904528

19



Upper extremity support surface
Foam tray
EZ12 C903669
EZ14-16 C903670
EZ18 C903671

20



Anchor transit kit
C997267

21



Anti-tip
EZ12-14 C900377
EZ16-18 C900378

22



Utility bag
C904531

23



Wheelchair travel bag
C902022