

SOLUTIONS FOR ALL YOUR AIRWAY NEEDS.

McGRATH™ MAC Videolaryngoscopy
and Shiley™ Endotracheal
& Tracheostomy Solutions



Medtronic
Further, Together

VIDEOLARYNGOSCOPY
SOLUTIONS

ENDOTRACHEAL
TUBES

SPECIALITY
TUBES

AIRWAY
ACCESSORIES

TRACHEOSTOMY
TUBES

TRACHEOSTOMY
TUBE
ACCESSORIES



1



TABLE OF CONTENTS

Videolaryngoscopy Solutions	3
Endotracheal Tubes	5
Speciality Tubes	23
Airway Accessories	28
Tracheostomy Tubes	33
Tracheostomy Tube Accessories	45



VIDEOLARYN- GOSCOPY SOLUTIONS



VIDEOLARYNGOSCOPY
SOLUTIONS

ENDOTRACHEAL
TUBES

SPECIALITY
TUBES

AIRWAY
ACCESSORIES

TRACHEOSTOMY
TUBES

TRACHEOSTOMY
TUBE
ACCESSORIES



FIRST TIME, EVERY TIME

McGRATH™ MAC Video Laryngoscope



One system — always available

The McGRATH™ MAC device is a cost-effective video laryngoscope — so it's within reach for every intubation.

With disposable, sterile blades and flexible cleaning options, it's ready when you are.

Technical specifications

McGRATH™ MAC handle

Size	180 mm x 68 mm x 110 mm
Weight	200 g
Power	3.6V lithium battery pack (c. 250 minutes)
Light source	High-intensity LED
Display	2.5" LCD color display
Camera	CMOS
Materials	Durable medical-grade thermoplastics with reinforced structural alloy core. The device and packaging are latex free.
Warranty	36 months

McGRATH™ MAC disposable blades

Material	Fog-free medical-grade optical polymer
Packaging	Packaged sterile for single use

Ordering information

SKU NO.	DESCRIPTION	QUANTITY
300-000-000	Handle	1
350-072-000	McGRATH™ MAC blade size 1	50/box
350-017-000	McGRATH™ MAC blade size 2	50/box
350-005-000	McGRATH™ MAC blade size 3	50/box
350-013-000	McGRATH™ MAC blade size 4	50/box
X3-003-000	McGRATH™ MAC X blade size 3	10/box
340-000-000	Battery pack, 250-minute	1

For demonstrations and quotes, please contact your local representative.

Find out more at medtronic.com/mac-first



ENDOTRACHEAL TUBE SOLUTIONS



VIDEOLARYNGOSCOPY
SOLUTIONS

**ENDOTRACHEAL
TUBES**

SPECIALITY
TUBES

AIRWAY
ACCESSORIES

TRACHEOSTOMY
TUBES

TRACHEOSTOMY
TUBE
ACCESSORIES



THE TRACHEAL IMPACT OF INTUBATION.¹

Shiley™ Oral/Nasal Endotracheal Tube
with TaperGuard™ Cuff

Features and benefits

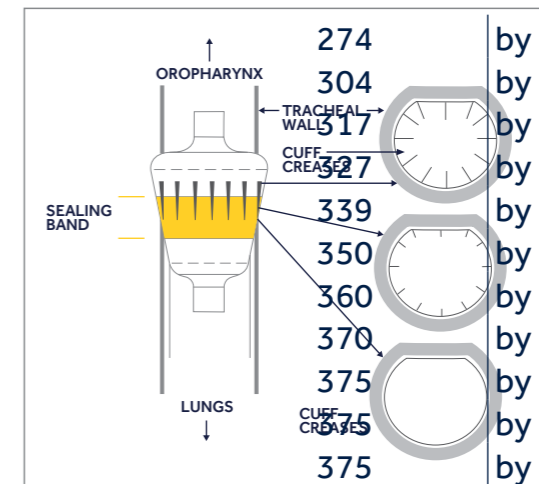
- Taper-shaped cuff
- Depth marks above the cuff
- Hooded Murphy tip with eye
- Suitable for oral and nasal intubation
- Tip-to-tip x-ray line
- Also available with preloaded intubation stylet
- DEHP free

Ordering information

REF	REF with stylet	I.D. (mm)	O.D. (mm)	LENGTH (mm)	CUFF Ø (mm)
18750	18750S	5.0	6.9	240	17.4
18755	18755S	5.5	7.5	270	17.4
18760	18760S	6.0	8.2	280	20.6
18765	18765S	6.5	8.9	290	20.6
18770	18770S	7.0	9.5	300	25.4
18775	18775S	7.5	10.2	310	25.4
18780	18780S	8.0	10.8	320	25.4
18785	18785S	8.5	11.4	330	28.6
18790	18790S	9.0	12.1	335	28.6
18795		9.5	12.8	335	28.6
18710	18710S	10.0	13.5	335	28.6

Carton quantity: 10

All tubes are delivered sterile packed, for single use only.



1. Lichtenthal PR, Borg UB. Endotracheal cuff pressure: role of tracheal size and cuff volume. *Crit Care*. 2011;15:147.

Shiley™ Evac Oral Endotracheal Tube with TaperGuard™ Cuff

Features and benefits:

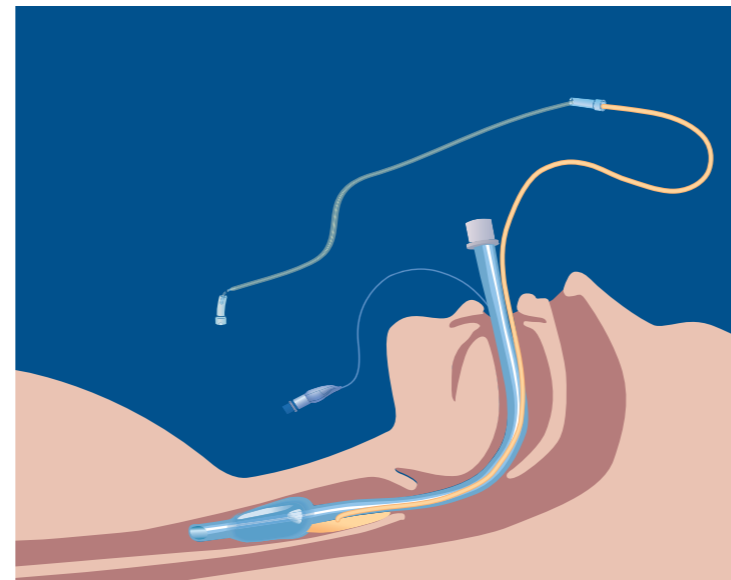
- The Shiley™ Evac oral endotracheal tube with TaperGuard™ cuff incorporates evac technology. Subglottic secretion drainage can potentially reduce the incidence of ventilator associated pneumonia.¹
- Incorporated hooded Murphy eye
- Tip-to-tip x-ray line

Ordering information

REF	REF with stylet	I.D. (mm)	O.D. (mm)	LENGTH (mm)	CUFF Ø (mm)
Oral					
18860	18860S	6.0	9	280	20.6
18865	18865S	6.5	9.8	290	20.6
18870	18870S	7.0	10.4	300	25.4
18875	18875S	7.5	11.2	310	25.4
18880	18880S	8.0	11.8	320	25.4
18885	18885S	8.5	12.6	330	28.6
18890	18890S	9.0	13.1	335	28.6

Carton quantity: 10

All tubes are delivered sterile packed, for single use only.



1. Muscedere J, Rewa O, McKechnie K, Jiang X, Laporta D, Heyland DK. Subglottic secretion drainage for the prevention of ventilator-associated pneumonia: a systematic review and meta-analysis. *Crit Care Med.* 2011;39(8):1985-1991.

Shiley™ Seal Guard Oral/Nasal Endotracheal Tube with Tapershaped Cuff



Features and benefits

- Taper-shaped cuff
- Cuff made of strong polyurethane material
- Special retracted tip shape supports nasal intubation
- Incorporated Murphy eye
- Suitable for oral and nasal intubation
- Tip-to-tip x-ray line

Ordering information

REF	I.D. (mm)	O.D. (mm)	LENGTH (mm)	CUFF Ø (mm)
109850	5.0	6.9	240	20
109855	5.5	7.5	270	20
109860	6.0	8.2	280	22
109865	6.5	8.8	290	22
109870	7.0	9.6	300	26
109875	7.5	10.2	310	27
109880	8.0	10.9	320	28
109885	8.5	11.5	330	29
109890	9.0	12.1	335	31
109810	10.0	13.5	335	33

Carton quantity: 10

All tubes are delivered sterile packed, for single use only.

Shiley™ Seal Guard Evac Oral Endotracheal with Tapershaped Cuff



Features and benefits

- Endotracheal tube with subglottic secretion drainage lumen and suction port
- Cuff made of strong polyurethane material
- May reduce the risk of respiratory infection during long-term ventilation by draining subglottic region¹
- Tip-to-tip x-ray line
- Incorporated Murphy eye

Ordering information

REF	I.D. (mm)	O.D. (mm)	LENGTH (mm)	CUFF Ø (mm)
Oral				
110860	6.0	9.0	280	22
110865	6.5	9.8	290	22
110870	7.0	10.4	300	24
110875	7.5	11.2	310	26
110880	8.0	11.8	320	27
110885	8.5	12.6	330	29
110890	9.0	13.1	335	30

Carton quantity: 10

All tubes are delivered sterile packed, for single use only.

1. Muscedere J, Rewa O, McKechnie K, Jiang X, Laporta D, Heyland DK. Subglottic secretion drainage for the prevention of ventilator-associated pneumonia: a systematic review and meta-analysis. *Crit Care Med.* 2011;39(8):1985-1991.

Shiley™ Oral/Nasal RAE Endotracheal Tube, Cuffed

REF with TaperGuard™ Cuff



BRANDT™ System



Features and benefits

- Preformed tube to help reduce the risk of kinking¹
- Improved access to the operative field, as the connections lie outside this area¹
- High-volume, low-pressure TaperGuard™ cuff, Hi-Lo cuff and barrel shaped cuff
- Specially molded hooded tip
- Incorporated Murphy eye
- Tip-to-tip x-ray line

Ordering information

	REF with HiLo Cuff	REF with BRANT™ System	REF with TaperGuard™ Cuff	I.D. (mm)	O.D. (mm)	LENGTH (mm)	CUFF Ø (mm)
Oral							
PEDIATRIC	115-40	315-40	n/a	4.0	5.6	178	8
	115-45	315-45	n/a	4.5	6.2	198	11
	115-50	315-50	115-50OR	5.0	6.9	212	19
	115-55	315-55	115-55OR	5.5	7.6	222	21
	115-60	315-60	115-60OR	6.0	8.2	247	22
	115-65	315-65	115-65OR	6.5	8.7	257	24
	115-70	315-70	115-70OR	7.0	9.5	276	28
	115-75	315-75	115-75OR	7.5	10.1	286	30
	115-80	315-80	115-80OR	8.0	10.8	306	31
	115-85	315-85	115-85OR	8.5	11.1	316	33
115-90	315-90	115-90OR	9.0	11.9	355	34	
Nasal							
	119-60	319-60	119-60NR	6.0	8.2	349	22
	119-65	319-65	119-65NR	6.5	8.7	359	24
	119-70	319-70	119-70NR	7.0	9.5	369	28
	119-75	319-75	119-75NR	7.5	10.1	379	30
	119-80	319-80	119-80NR	8.0	10.8	389	31

Carton quantity: 10
All tubes are delivered sterile packed, for single use only.

1. Ring, W.H., Adair, J.C., Elwyn, R.A. A new endotracheal tube. Anaesthesia and Analgesia. Current Researches54: 273–274, 1975.

Shiley™ Nasal RAE Endotracheal Tube Cuffed, Soft Finish



Features and benefits

- Soft preformed tracheal tube with thin-walled high-volume, low-pressure cuff
- Softer material specially formulated for nasal intubation
- Tip-to-tip x-ray line
- Two circular depth marks may aid in proper positioning
- Double-bended for nasal intubation only

Ordering information

REF	I.D. (mm)	O.D. (mm)	LENGTH tip to nares mark (mm)	CUFF Ø (mm)
119760	6.0	8.8	28	24
119765	6.5	9.4	29	28
119770	7.0	10.2	30	30
119775	7.5	10.9	31	31
119780	8.0	11.6	32	32

Carton quantity: 10
All tubes are delivered sterile packed, for single use only.

Shiley™ Microlaryngeal Oral/Nasal Endotracheal Tube Cuffed



Features and benefits

- Small-diameter tube may provide maximum access to the operative field
- Length and cuff diameter comparable to a standard tube with 8 mm internal diameter
- Special high-volume, low-pressure cuff
- Incorporated Murphy eye
- Suitable for oral and nasal intubation
- Tip-to-tip x-ray line

Ordering information

REF	I.D. (mm)	O.D. (mm)	LENGTH with connector (mm)	CUFF Ø (mm)
121-40	4.0	5.6	320	25
121-50	5.0	6.9	320	27
121-60	6.0	8.2	320	27

Carton quantity: 10
All tubes are delivered sterile packed, for single use only.

Shiley™ Lo-Contour Oral/Nasal Endotracheal Tube, Cuffed, Reinforced

Features and benefits

- Metal-reinforced spiral, uniformly and securely encapsulated in the wall of the tube, to help prevent kinking compared to traditional endotracheal tubes
- High-volume, low-pressure cuff
- Two depth marks above the cuff
- Reinforcement to support x-ray control and verification of tube position
- 15 mm connector bonded to the tracheal tube
- Suitable for oral and nasal intubation
- Available with or without Murphy eye
- Available with unbonded connector
- Available with preloaded intubation stylet
- An optional bite block or guedel airway is recommended when using reinforced tracheal tubes. Reinforced tracheal tube is also available with the BRANDT™ system

REF with TaperGuard™ Cuff



Ordering information

	REF	REF with Murphy eye	REF with BRANDT™ System	REF with stylet	REF with removable 15 mm connector	REF with TaperGuard Cuff	I.D. (mm)	O.D. (mm)	LENGTH (mm)	CUFF Ø (mm)	
PEDIATRIC	118-30	-	-	-	-	-	3.0	5.0	195	8	
	118-35	-	-	-	-	-	3.5	5.2	212	9	
	118-40	-	-	-	-	-	4.0	6.2	236	9	
	118-45	-	-	-	-	-	4.5	6.7	250	11	
	118-50	-	-	318-50	117050	117150	-	5.0	6.9	308	17
	118-55	-	-	318-55	117055	117155	-	5.5	7.5	320	19
	118-60	118-60M	318-60	117060	117160	118-60MTG	6.0	8.2	320	21	
	118-65	118-65M	318-65	117065	117165	118-65MTG	6.5	8.8	330	22	
	118-70	118-70M	318-70	117070	117170	118-70MTG	7.0	9.6	340	24	
	118-75	118-75M	318-75	117075	117175	118-75MTG	7.5	10.2	350	26	
	118-80	118-80M	318-80	117080	117180	118-80MTG	8.0	10.8	360	28	
	118-85	118-85M	318-85	117085	117185	118-85MTG	8.5	11.5	365	29	
	118-90	118-90M	318-90	117090	117190	118-90MTG	9.0	12.1	370	31	
	118-95	118-95M	318-95	-	-	118-95MTG	9.5	12.8	370	32	

Carton quantity: 10
All tubes are delivered sterile packed, for single use only.

BRANDT™ System



Murphy Eye



Shiley™ Hi-Contour Oral/Nasal Endotracheal Tube, Cuffed



Features and benefits

- High-volume, low-pressure cuff
- Thin-walled, flexible cuff
- Depth marks above the cuff
- Tip-to-tip x-ray line
- Incorporated Murphy eye
- Suitable for both oral and nasal intubation

Ordering information

	REF	REF with BRANDT™ System	I.D. (mm)	O.D. (mm)	LENGTH (mm)	CUFF Ø (mm)
PEDIATRIC	107-30G	-	3.0	4.3	160	6
	107-35G	-	3.5	4.9	180	7
	107-40G	-	4.0	5.6	200	8
	107-45G	-	4.5	6.2	220	11
	107-50G	123-50	5.0	6.9	240	18
	107-55G	123-55	5.5	7.5	270	21
	107-60	123-60	6.0	8.2	280	22
	107-65	123-65	6.5	8.8	290	23
	107-70	123-70	7.0	9.6	300	25
	107-75	123-75	7.5	10.2	310	26
	107-80	123-80	8.0	10.9	320	30
	107-85	123-85	8.5	11.5	330	32
	107-90	123-90	9.0	12.1	335	33
	107-95	123-95	9.5	12.8	335	33
107-10	-	10.0	13.5	335	34	

Carton quantity: 10
All tubes are delivered sterile packed, for single use only.

BRANDT™ System



Shiley™ Oral/Nasal Endotracheal Tube, Cuffless



Features and benefits

- Smooth beveled and carefully molded hooded tip
- Graduation marks on both sides of the tracheal tube and special markings at the tip
- Tip-to-tip x-ray line
- Incorporated Murphy eye
- Suitable for both oral and nasal intubation
- DEHP free

Ordering information

	REF	I.D. (mm)	O.D. (mm)	LENGTH (mm)
PEDIATRIC	86232	2.0	2.9	130 (86232)
	86233	2.5	3.6	140 (86233)
	86234	3.0	4.2	160
	86235	3.5	4.9	180
	86236	4.0	5.5	200
	86237	4.5	6.2	220
	86238	5.0	6.8	240
	86239	5.5	7.5	270
	86240	6.0	8.2	280
	86241	6.5	8.8	290
86242	7.0	9.5	300	

Carton quantity: 10
All tubes are delivered sterile packed, for single use only.

Shiley™ Contour Oral/Nasal Endotracheal Tube, Cuffless



Features and benefits

- Soft material — May be suitable for nasal intubation
- Semitransparent tubes for direct visualization of exhaled air condensation
- Specially molded hooded tip
- Graduation marks on both sides of the tracheal tube and special markings at the tip
- Tip-to-tip x-ray line
- Incorporated Murphy eye

Ordering information

	REF	I.D. (mm)	O.D. (mm)	LENGTH (mm)
PEDIATRIC	411-25	2.5	3.6	171
	411-30	3.0	4.3	190
	411-35	3.5	5.1	213
	411-40	4.0	6.0	232
	411-45	4.5	6.5	253
	411-50	5.0	6.9	274
	411-55	5.5	7.5	304
	411-60	6.0	8.2	317
	411-65	6.5	8.8	327
	411-70	7.0	9.6	339

Carton quantity: 10
All tubes are delivered sterile packed, for single use only.

Shiley™ Oral/Nasal RAE Endotracheal Tube, Cuffless



Features and benefits

- Preformed tube to help reduce the risk of kinking¹
- Improved access compared to traditional tubes to the operative field, as the connections lie outside this area¹
- Two distal eyes. Murphy eyes, one on each side
- Tip-to-tip x-ray line

Ordering information

	REF	I.D. (mm)	O.D. (mm)	LENGTH (mm)
Oral				
PEDIATRIC	113-30	3.0	4.1	143
	113-35	3.5	4.7	161
	113-40	4.0	5.4	178
	113-45	4.5	6.0	203
	113-50	5.0	6.7	222
	113-55	5.5	7.4	227
	113-60	6.0	8.1	232
	113-65	6.5	8.8	244
	113-70	7.0	9.4	249
Nasal				
PEDIATRIC	114-30	3.0	4.1	153
	114-35	3.5	4.7	181
	114-40	4.0	5.4	203
	114-45	4.5	6.0	233
	114-50	5.0	6.7	247
	114-55	5.5	7.4	252
	114-60	6.0	8.1	262
	114-65	6.5	8.8	269
	114-70	7.0	9.4	274

Carton quantity: 10

All tubes are delivered sterile packed, for single use only.

1. Ring, Wallace H., et al. "A New Pediatric Endotracheal Tube." *Anesthesia & Analgesia*, vol. 54, no. 2, 15 Nov. 1975.

Shiley™ Oral/Nasal Endotracheal Tube, Cuffless, Reinforced, Extra Soft



Features and benefits

- Highly flexible silicone tube material and reinforcement within the tube wall to help prevent kinking compared to traditional endotracheal tubes
- Marking on both sides of the tip
- Reinforcement to support x-ray control and verification of the tube position
- Fully inserted 15 mm connector
- Intubation stylet may be recommended for easier placement
- Suitable for oral and nasal intubation
- A bite block or guedel airway may be recommended when using reinforced tracheal tubes

Ordering information

	REF	I.D. (mm)	O.D. (mm)	LENGTH (mm)
PEDIATRIC	127-25	2.5	4.0	159
	127-30	3.0	4.7	179
	127-35	3.5	5.3	202
	127-40	4.0	6.0	222
	127-45	4.5	6.7	242
	127-50	5.0	7.3	262
	127-55	5.5	8.0	294

Carton quantity: 10
All tubes are delivered sterile packed, for single use only.

Shiley™ SafetyFlex Oral/Nasal Endotracheal Tube, Cuffless, Reinforced



Features and benefits

- Metal-reinforced spiral, uniformly and securely encapsulated in the wall of the tube, to help prevent kinking when compared to traditional endotracheal tubes
- Tip marking may aid in correct positioning of the tracheal tube if the vocal cords can be visualized
- Reinforcement to support x-ray control and verification of the tube position
- 15 mm connector
- Suitable for oral and nasal intubation
- A bite block or guedel airway may be recommended when using reinforced tracheal tubes

Ordering information

	REF	I.D. (mm)	O.D. (mm)	LENGTH (mm)
PEDIATRIC	127-30-2	3.0	5.0	192
	127-35-2	3.5	5.2	212
	127-40-2	4.0	6.2	232
	127-45-2	4.5	6.7	252
	127-50-2	5.0	6.9	290
	127-55-2	5.5	7.5	298
	127-60-2	6.0	8.2	308
	127-65-2	6.5	8.8	318
	127-70-2	7.0	9.6	328

Carton quantity: 10
All tubes are delivered sterile packed, for single use only.

Shiley™ Laserflex Oral Endotracheal Tube, Dual-Cuffed



Features and benefits

- Laser-resistant, non-flammable, flexible stainless steel tube for ventilation during CO₂ and KTP laser surgery of the laryngeal/tracheal area
- Airtight steel spiral design
- 15 mm connector bonded to the tracheal tube
- Dual cuffs of extra large diameter and individual inflation lines
- Pilot balloons with self-sealing valves marked "proximal" and "distal"
- Murphy eye
- Both cuffs may be filled with isotonic saline to help facilitate protection during laser surgery

Ordering information

REF	I.D. (mm)	O.D. (mm)	LENGTH (mm)
160-45	4.5	7.0	349
160-50	5.0	7.5	349
160-55	5.5	7.9	349
160-60	6.0	8.5	349

Carton quantity: 1
All tubes are delivered sterile packed, for single use only.

Shiley™ Laserflex Endotracheal Tube Cuffless



Features and benefits

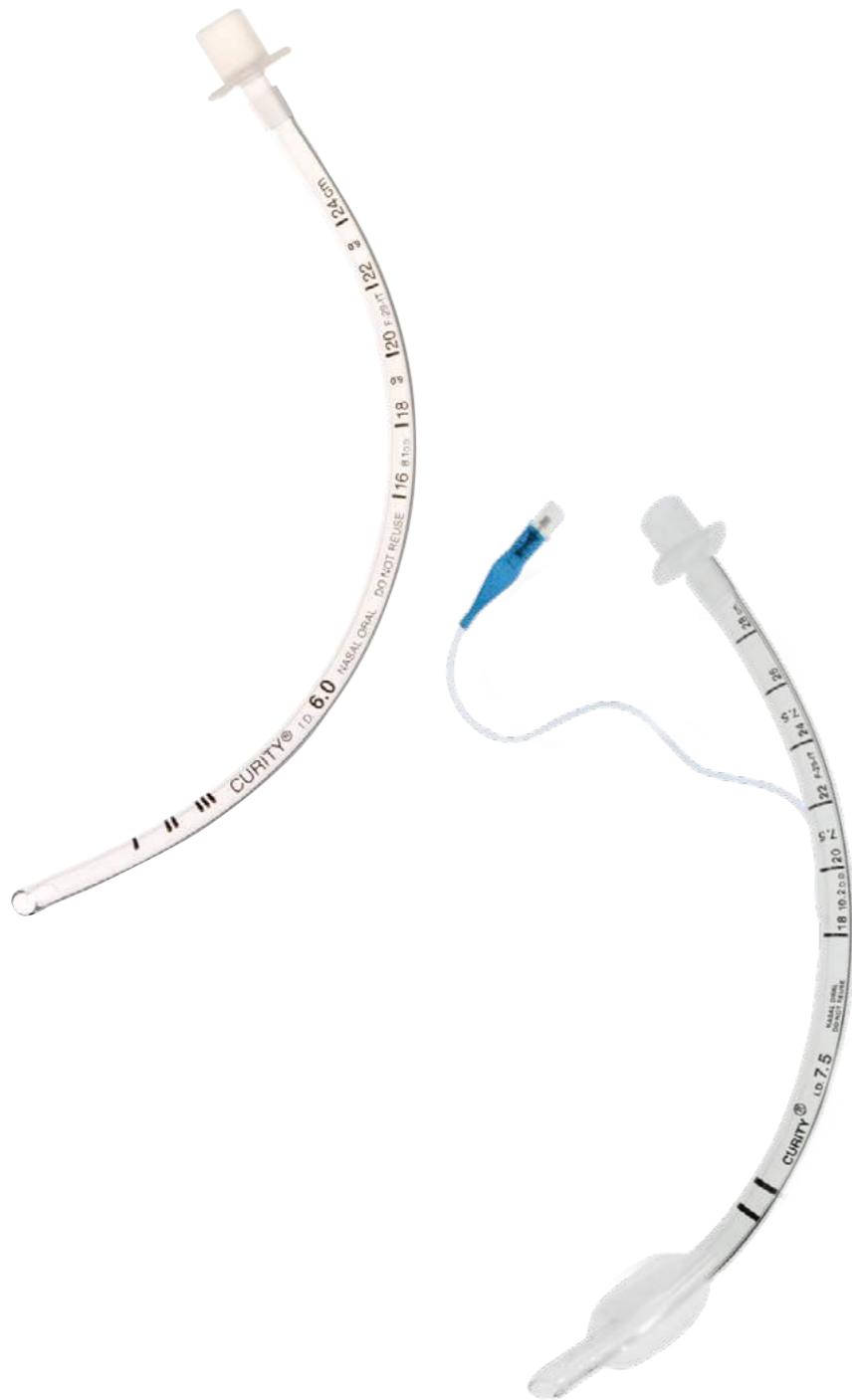
- Laser-resistant, non-flammable, flexible stainless steel tube for ventilation during CO₂ and KTP laser surgery of the laryngeal/tracheal area
- Airtight steel spiral design
- 15 mm connector bonded to the tracheal tube
- Smooth polished metal tip

Ordering information

	REF	I.D. (mm)	O.D. (mm)	LENGTH (mm)
PEDIATRIC	161-30	3.0	5.2	238
	161-35	3.5	5.7	238
	161-40	4.0	6.1	238

Carton quantity: 1
All tubes are delivered sterile packed, for single use only.

Curity™ Oral/Nasal Endotracheal Tube, Cuffed/Cuffless



Features and benefits

- Cuffed tracheal tube with Luer valve and pilot balloon
- High-volume, low-pressure cuff
- Intubation depth marks and premounted 15 mm connector
- Tip-to-tip x-ray line for safe positioning control
- Incorporated Murphy eye

Ordering information

REF	DESCRIPTION	I.D. (mm)	O.D. (mm)	LENGTH (mm)	CUFF Ø (mm)	
Cuffless						
PEDIATRIC	9320E	2.0 mm Endotracheal Tube UNCUF	2.0	2.9	130	-
	9325E	2.5 mm Endotracheal Tube UNCUF	2.5	3.6	140	-
	9336E	3.0 mm Endotracheal Tube UNCUF	3.0	4.2	160	-
	9335E	3.5 mm Endotracheal Tube UNCUF	3.5	4.9	180	-
	9342E	4.0 mm Endotracheal Tube UNCUF	4.0	5.5	200	-
	9345E	4.5 mm Endotracheal Tube UNCUF	4.5	6.2	220	-
	9350E	5.0 mm Endotracheal Tube UNCUF	5.0	6.8	240	-
	9360E	5.5 mm Endotracheal Tube UNCUF	5.5	7.5	270	-
	9366E	6.0 mm Endotracheal Tube UNCUF	6.0	8.2	280	-
	9365E	6.5 mm Endotracheal Tube UNCUF	6.5	8.8	290	-
9370E	7.0 mm Endotracheal Tube UNCUF	7.0	9.6	310	-	
Cuffed						
PEDIATRIC	9430E	3.0 mm Endotracheal Tube CUFD	3.0	4.2	160	8
	9440E	4.0 mm Endotracheal Tube CUFD	4.0	5.5	200	11
	9450E	5.0 mm Endotracheal Tube CUFD	5.0	6.8	240	16
	9555E	5.5 mm Endotracheal Tube CUFD	5.5	7.5	270	17
	9460E	6.0 mm Endotracheal Tube CUFD	6.0	8.2	280	22
	9465E	6.5 mm Endotracheal Tube CUFD	6.5	8.8	290	22
	9570E	7.0 mm Endotracheal Tube CUFD	7.0	9.6	310	25
	9475E	7.5 mm Endotracheal Tube CUFD	7.5	10.2	320	25
	9480E	8.0 mm Endotracheal Tube CUFD	8.0	10.9	320	27
	9485E	8.5 mm Endotracheal Tube CUFD	8.5	11.5	320	27
9590E	9.0 mm Endotracheal Tube CUFD	9.0	12.1	320	29	
9495E	9.5 mm Endotracheal Tube CUFD	9.5	12.8	320	29	
9500E	10.0 mm Endotracheal Tube CUFD	10.0	13.5	320	32	

Carton quantity: 10
All tubes are delivered sterile packed, for single use only

SPECIALTY TUBES

Shiley™ Laryngectomy Endotracheal Tube Cuffed



Features and benefits

- Two preformed curves separated may facilitate tube placement
- Intubation performed through tracheostomy stoma
- High-volume, low-pressure cuff
- Specially molded hooded tip
- Incorporated Murphy eye
- Tip-to-tip x-ray line

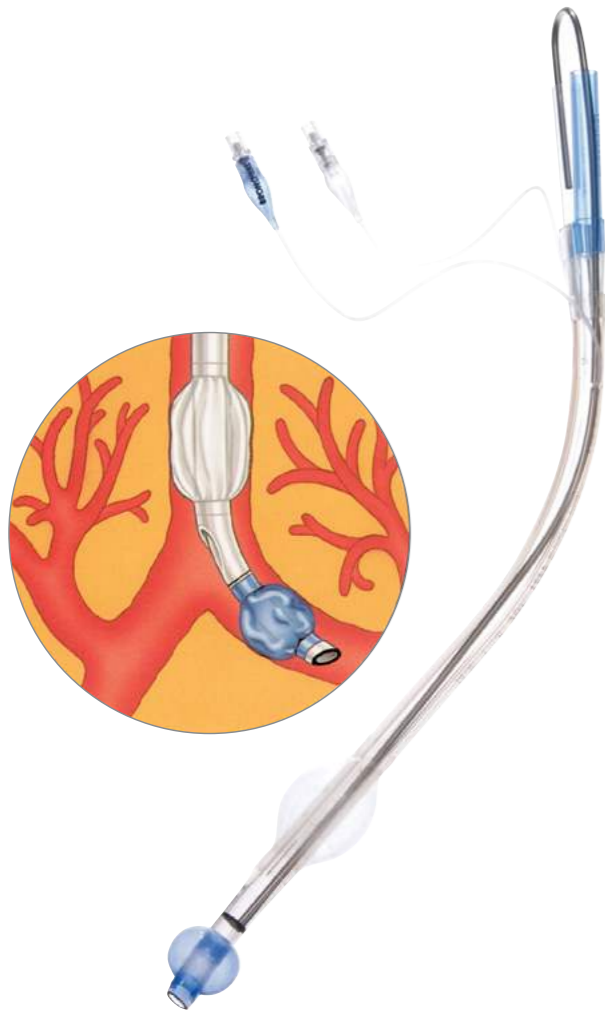
Ordering information

REF	I.D. (mm)	O.D. (mm)	LENGTH (mm)	CUFF Ø (mm)
129-70	7.0	9.5	358	28
129-80	8.0	10.8	358	31

Carton quantity: 10
All tubes are delivered sterile packed, for single use only.



Shiley™ Endobronchial Tube, Left, with Polyurethane Cuff



Features and benefits

- For left-sided endobronchial intubation when differential or one-lung ventilation is indicated during thoracic surgery or intensive care
- Polyurethane tracheal cuff material for a much higher puncture strengths than conventional materials¹
- Specially designed bronchial cuff may assist in locating the distal tip when verification is confirmed by the fiber-optic bronchoscope
- Blue bronchial cuff may assist in identifying the distal tip when verifying correct placement by a fiber-optic bronchoscope
- Slightly curved bronchial tube tip to help improve placement in left main bronchus
- X-ray opaque markers at distal tip, above bronchial cuff, and at tracheal opening to aid location and verification of tube position
- Accessory pack contains 2 Opti-Port™ connectors, 2 Gentle-Flo™ endobronchial suction catheters, and 1 “Y” connector
- Also available with x-ray opaque carinal hook for precise location of the endobronchial tube within the carina

Ordering information

REF Standard	REF with CPAP system	REF with carinal hook	REF quantity: 5 (without accessories)	I.D. (mm)*	O.D. (mm)	O.D. (Fr)	LENGTH (mm)
Left							
125028	125128	-	125528	3.1	9.3	28	420
125032	125132	-	125532	3.4	10.7	32	420
125035	125135	125235	125535	4.8	11.7	35	420
125037	125137	125237	125537	5.1	12.3	37	420
125039	125139	125239	125539	5.3	13.0	39	420
125041	125141	125241	125541	5.4	13.7	41	420

Accessories: Contains REF 125-10 and 2 extra long Gentle-Flo™ suction catheters

* Applicable limit when using a fiber-optic bronchoscope

1. Based on internal benchtop testing

Shiley™ Endobronchial Tube, Right, with Polyurethane Cuff



For right-sided endobronchial intubation when differential or one-lung ventilation is indicated during thoracic surgery or intensive care.

Features and benefits

- The polyurethane tracheal cuff material may demonstrate a higher puncture strength than conventional PVC materials¹
- Blue color-coded bronchial cuff, bronchial proximal lumen, and bronchial pilot balloon for easy identification
- X-ray opaque markers at the distal tip, around the side eye, above the bronchial cuff, and at the tracheal opening aid location and verification of the tube position
- The accessory pack contains 2 Opti-Port™ connectors, 2 Gentle-Flo™ endobronchial suction catheters, and 1 "Y" connector

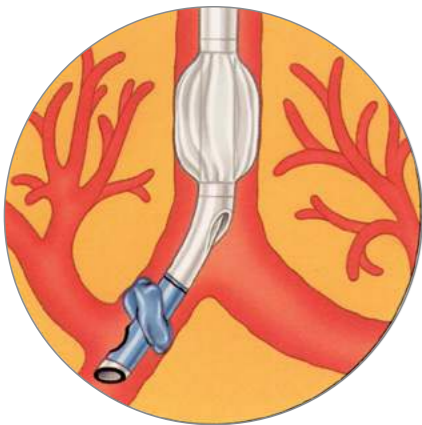
Ordering information

REF Standard	REF with CPAP System	REF quantity: 5 (without accessories)	I.D. (mm)*	O.D. (mm)	O.D. (Fr)	LENGTH (mm)
Right						
126035	126135	126535	4.8	11.7	35	420
126037	126137	126537	5.1	12.3	37	420
126039	126139	126539	5.3	13.0	39	420
126041	126141	126541	5.4	3.7	41	420

Accessories: Contains REF 125-10 and 2 extra long Gentle-Flo™ suction catheters

* Applicable limit when using a fiber-optic bronchoscope

1. Based on internal benchtop testing



Accessories for Endobronchial Tubes



Accessory Pack

Features and benefits

- Free moving right-angled swivel connector allows for connection
- May facilitate the use of fiber-optic instruments and insertion of suction catheters (e.g. Gentle-Flo™ suction catheter)
- Contents: 2 Opti-Port™ connectors, 1 Y-connector
- Included in the single packs of all endobronchial tubes

Ordering information

REF	Description	Carton / Quantity
125-10	Accessory pack	10

CPAP¹ System

Features and benefits

- CPAP valve allows for adjustment of pressure levels from 1–10 cm H₂O
- Right-angled double swivel connector for attaching to the endobronchial tube
- Compact and easy to use, even when space is confined
- Latex-free

Ordering information

REF	Carton / Quantity
125-20	5

¹ The CPAP valve is licensed from Dr. David Alfery.

Shiley™ Esophageal Endotracheal Airway Double Lumen



When you must establish a difficult airway, time and accuracy are critical. Unlike traditional endotracheal tubes, it is designed to establish a nonsurgical patent airway when placed in either the trachea or the esophagus.

Features and benefits

- Special double-lumen may establish an effective airway through either esophagus or trachea
- Pharyngeal balloon inflates designed to hold device firmly in place and help prevent the escape of gas through nose or mouth
- Full-length lumen may enable suctioning of gastric contents with no interruption of patient ventilation if esophageal tracheal airway is placed in esophagus
- Esophageal cuff inflates to seal the esophagus to help prevent gas from entering the stomach and gastric contents from being aspirated
- Appropriate for pre-hospital, surgical, and emergency use
- Tip-to-tip x-ray line
- Esophageal/tracheal double-lumen airway:
 - Use size 37 for patients 4' (122 cm) to 5' 6" (183 cm) tall
 - Use size 41 for patients 5' (152 cm) tall and above

Ordering information

REF	DESCRIPTION	SIZE (Fr)	CARTON/QUANTITY
5-18537	Esophageal Tracheal Airway Standard Trays	37	4
5-18541	Esophageal Tracheal Airway Standard Trays	41	4
5-18237	Esophageal Tracheal Airway Singles	37	4
5-18241	Esophageal Tracheal Airway Singles	41	4
5-18437	Esophageal Tracheal Airway Roll-Ups	37	4
5-18441	Esophageal Tracheal Airway Roll-Ups	41	4
5-18141	Esophageal Tracheal Airway Trainer — Demonstration Airway	41	1

AIRWAY ACCESSORIES

V3 Evac System with subglottic suction function



Features and benefits

- Compatible with all endotracheal tubes and cannulas with the subglottic suction function
- Protection against infection through the use of disposable material
- Especially light and handy due to the use of polycarbonate and aluminium
- Standard pole mount bracket
- Regulation range from 0 – 200 mmHg
- For use on vacuum source
- Continuous and intermittent suctioning

Ordering information

REF	DESCRIPTION	QUANTITY
5340900	V3 Evac Suction System	1
5340901	V3 Evac Suction System with AGA connector	1
5340902	V3 Evac suction system with Afrox connector	1
5340903	V3 Evac Suction System with BSA connector	1
5340904	V3 Evac Suction System with NF-S90-116 connector	1
5340905	V3 Evac suction system with Carbamed connector	1
5340907	V3 Evac Suction System with DIN connector	1
5340908	V3 Evac Suction System with UNI connector	1
5340909	V3 Evac suction system with DIN connector and Neutral hose	1
403P10189	Reservoir for V3 Evac regulator	10
4345004	Hydrophobic filter for V3 Regulator	1
403/10185	PVC Suction Tubing 150 cm	10

Shiley Cuff Pressure Management

Cuff pressure management systems for tracheal and tracheostomy tubes with high volume - low pressure cuffs

Automatic Cuff Controller



Features and benefits

- Incremental pressure adjustment (max. value 99 cm H₂O)
- Auto-set function for an automatic pressure setting
- Acoustic and visual alarm in case of pressure changes or disconnection
- Battery
- Universal clamp for fixation to standard horizontal rail and pole mount

Ordering information

REF	DESCRIPTION	VE
109-03	Mallinckrodt™ Pressure Control cuff pressure- measuring and control device with leakage compensation and alarm system, incl. plug-in power supply and battery	1
109-03-01	Plug-in power supply for pressure control cuff pressure	1
109-05M2	Connecting tube for pressure control cuff pressure, 2 m long	10

Hand Pressure Gauge



Features and benefits

- Convenient, ergonomic design.
- Calibrated in cm H₂O.
- Fitted with clip attachment for storage and quick access.
- Each unit is supplied with a detachable, long flexible connecting tube.
- An extension tube is also available, separately packed, ready for use.
- Build-in vacuum valve for easy evacuation of low pressure cuffs.

Ordering information

REF	DESCRIPTION	VE
109-02	Hand pressure gauge	1
109-05	Connecting tube	10

DAR™ Guedel Airway

Disposable, Single use

Features and benefits

- Bite block for oral intubation
- Color-coded
- Opaque, soft, latex-free material
- Sterile or Clean Packed



Ordering information

REF	LENGTH (mm)*	COLOR CODE
Sterile		
287/7839	30	lilac
287/7838	40	pink
287/7636	50	blue
287/7635	60	black
287/7634	70	white
287/7633	80	green
287/7632	90	yellow
287/7631	100	red
287/7843	110	orange

* Axial measurement from the underside of proximal end to the center of distal opening
Carton quantity: 10, Single packed, ready for use

Ordering information

REF	LENGTH (mm)*	COLOR CODE
Clean packed		
287P7839SP	30	lilac
287P7838SP	40	pink
287P7636SP	50	blue
287P7635SP	60	black
287P7634SP	70	white
287P7633SP	80	green
287P7632SP	90	yellow
287P7631SP	100	red
287P7843SP	110	orange

Shiley™ Tracheal Tube Restraint



Features and benefits

- Stabilizes orally and nasally intubated tracheal tubes without adhesive tape
- Made from Velfoam™* to reduce skin irritation
- Packed clean, for single use only

Ordering information

REF	LENGTH (mm)
tracheal tube restraint	
330	700

Carton quantity: 25



Shiley™ Intubating Stylet

Features and benefits

- Malleable aluminum with smooth plastic sheath to assist in tracheal intubation under difficult circumstances
- Soft distal tip to reduce the possibility of intubation damage
- Special surface for easier introduction and removal of stylet
- Packed clean, for single use only
- Also available sterile
- DEHP free

Shiley™ Nasopharyngeal Airway



Features and benefits

Provides an open airway during suctioning and bronchoscopy. Soft material helps to minimize patient coughing and gagging. Protects mucosa for repeated catheter passage.

Ordering information

REF	I.D. (mm)	O.D. (Fr)	O.D. (mm)	LENGTH (mm)
8888247023	6.5	26	8.7	114
8888247031	7.0	28	9.3	127
8888247049	7.5	30	10.0	140
8888247056	8.0	32	10.7	152
8888247064	8.5	34	11.3	159

Carton quantity: 10

Single packed, ready for use

Ordering information

REF SATIN SLIP	RECOMMENDED TUBE I.D. (mm)	LENGTH (mm)
----------------	----------------------------	-------------

Intubating stylet clean packed

PEDIATRIC 116-06	2.5 to 4.5	280
116-10	4.0 to 6.0	350
116-14	> 5.0	350

Intubating stylet sterile, single packed

PEDIATRIC 116-06-S	2.5 to 4.5	280
116-10-S	4.0 to 6.0	350
116-14-S	> 5.0	350

Carton quantity: 10

Nellcor™ Colorimetric Adult and Pediatric CO₂ Detector



Nellcor™ Colorimetric CO₂ detectors may help verify that your patient is intubated properly right from the start — and that they stay that way during transport.¹

Our CO₂ detectors give you an easy, economical way to assess exhaled CO₂ during airway management.¹

Features and benefits

- Attaches directly to endotracheal tube to indicate exhaled CO₂ levels during intubation for up to 2 hours
- Responds quickly to exhaled CO₂ with a simple color change from purple to yellow
- Features an easy-to-see display window that provides constant visual feedback with breath-to-breath response
- Aids assessment of CPR effectiveness

Ordering information

REF	DESCRIPTION	RECOMMENDED PATIENT SIZE WEIGHT (kg)	INTERNAL VOLUME (cc)	RESISTANCE TO FLOW	DETECTOR WEIGHT (g)	CONNECTOR PORTS		USAGE TIME (hours)
						Patient end (mm)	Circuit end (mm)	
EASYCAP II PEDICAP	Case of 24	over 15	25	3.0 cm H ₂ O ± 1.0 cm 60 L/min flow	Less than 20 g	22 OD/15 ID	15 OD/13 ID	Up to 2 hours
EASYCAP II 6 PEDICAP 6	Case of 6	1 to 15	3	2.5 cm H ₂ O ± 0.5 cm 10 L/min flow	Less than 5 g	18 OD/15 ID	15 OD/5 ID	Up to 2 hours

1. Ornato, Joseph P, et al. "Multicenter Study of a Portable, Hand-Size, Colorimetric End-Tidal Carbon Dioxide Detection Device." Annals of Emergency Medicine, vol. 21, no. 5, 1992, pp. 518–523.

TRACHEOSTOMY SOLUTIONS



VIDEOLARYNGOSCOPY
SOLUTIONS

ENDOTRACHEAL
TUBES

SPECIALITY
TUBES

AIRWAY
ACCESSORIES

**TRACHEOSTOMY
TUBES**

TRACHEOSTOMY
TUBE
ACCESSORIES



Shiley™ Neonatal/Pediatric Tracheostomy Tubes

The new Shiley™ neonatal and pediatric tracheostomy tubes with new design enhancements and DEHP free materials.



Design enhancement

Flange

Softer*, clear material on neck flange for enhanced visualization of the underlying skin and stoma site. Softer material may increase patient comfort

Cuff

Low-profile (low-volume), low-pressure air-filled cuff to provide sealing, TaperGuard™ cuff technology

Material

Made with materials that do not contain DEHP

Flange Eyelet

Raised outer eyelet portions for easier access when inserting the trach tube holder/tape tie through the flange eyelet

15 mm Connector

Increased length on both cuffed and cuffless devices

Sizes

Additional smaller sizes as well as a range of cuffed neonatal tubes

* Compared to legacy Shiley™ product

Shiley™ neonatal tracheostomy tubes

Description	Product SKU	O.D. (mm)	LENGTH
Neonatal tracheostomy tube, cuffless	2.5NEF	4.2 mm	28 mm
	3.0NEF	4.8 mm	30 mm
	3.5NEF	4.8 mm	32 mm
	4.0NEF	6.0 mm	34 mm
	4.5NEF	6.7 mm	36 mm
Neonatal tracheostomy tube with TaperGuard™ cuff	2.5NCF	4.2 mm	28 mm
	3.0NCF	4.8 mm	30 mm
	3.5NCF	5.4 mm	32 mm
	4.0NCF	6.0 mm	34 mm
	4.5NCF	6.7 mm	36 mm

Shiley™ pediatric tracheostomy tubes

Description	Product SKU	O.D. (mm)	LENGTH
Pediatric tracheostomy tube, cuffless	2.5PEF	4.2 mm	38 mm
	3.0PEF	4.8 mm	39 mm
	3.5PEF	5.4 mm	40 mm
	4.0PEF	6.0 mm	41 mm
	4.5PEF	6.7 mm	42 mm
Extra long pediatric tracheostomy tube, cuffless	5.0PEF	7.3 mm	44 mm
	5.5PEF	7.9 mm	46 mm
	5.0PELF	7.3 mm	50 mm
Extra long pediatric tracheostomy tube, cuffless	5.0PELF	7.9 mm	52 mm
	6.0PELF	8.5 mm	54 mm
	6.5PELF	9.0 mm	56 mm
	2.5PCF	4.2 mm	38 mm
Pediatric tracheostomy tube with TaperGuard™ cuff**	3.0PCF	4.8 mm	39 mm
	3.5PCF	5.4 mm	40 mm
	4.0PCF	6.0 mm	41 mm
	4.5PCF	6.7 mm	42 mm
	5.0PCF	7.3 mm	44 mm
Extra long pediatric tracheostomy tube with TaperGuard™ cuff**	5.5PCF	7.9 mm	46 mm
	5.0PLCF	7.3 mm	50 mm
	5.5PLCF	7.9 mm	52 mm
Extra long pediatric tracheostomy tube with TaperGuard™ cuff**	6.0PLCF	8.5 mm	54 mm
	6.5PLCF	9.0 mm	56 mm

** Shiley™ neonatal and pediatric tracheostomy tubes with TaperGuard™ cuff are not available in all markets. Shiley™ neonatal and pediatric tracheostomy tubes with TaperGuard™ cuff is CE marked and commercially available in European Union countries. Please refer to local product labeling

Shiley™ Flexible Tracheostomy Solutions

Features and benefits

- Unique TaperGuard™ taper-shaped cuff, airfilled to help control ventilator leaks and manage intracuff pressures
- Enhanced soft flange designed to reduce contact with the stoma site and increase patient comfort.
- Available in an expanded range of sizes, compliant to ISO standards
- Color coded by size
- Softer material which may lead to a more comfortable patient experience
- Design makes it possible to ventilate with or without the inner cannula
- DEHP free



Shiley™ Flexible adult tracheostomy tube with TaperGuard™ cuff, with disposable inner cannula

SKU#	I.D.	O.D.	INNER CANNULA I.D.	LENGTH	INNER CANNULA SKU#
4CN65A	6.5 mm	9.4 mm	5.5 mm	62 mm	4IC65
5CN70A	7.0 mm	10.1 mm	6.0 mm	68 mm	5IC70
6CN75A	7.5 mm	10.8 mm	6.5 mm	74 mm	6IC75
7CN80A	8.0 mm	11.4 mm	7.0 mm	77 mm	7IC80
8CN85A	8.5 mm	12.2 mm	7.5 mm	79 mm	8IC85
9CN90A	9.0 mm	12.7 mm	8.0 mm	79 mm	9IC90
10CN10A	10.0 mm	13.8 mm	9.0 mm	79 mm	10IC10

Shiley™ Flexible adult tracheostomy tube, cuffless, with disposable inner cannula

SKU#	I.D.	O.D.	INNER CANNULA I.D.	LENGTH	INNER CANNULA SKU#
4UN65A	6.5 mm	9.4 mm	5.5 mm	62 mm	4IC65
5UN70A	7.0 mm	10.1 mm	6.0 mm	68 mm	5IC70
6UN75A	7.5 mm	10.8 mm	6.5 mm	74 mm	6IC75
7UN80A	8.0 mm	11.4 mm	7.0 mm	77 mm	7IC80
8UN85A	8.5 mm	12.2 mm	7.5 mm	79 mm	8IC85
9UN90A	9.0 mm	12.7 mm	8.0 mm	79 mm	9IC90
10UN10A	10.0 mm	13.8 mm	9.0 mm	79 mm	10IC10

Shiley™ Flexible Adult Tracheostomy Tubes with REUSABLE Inner Cannula CUFF

SIZE		SKU#		SPECIFICATIONS					
Jackson	ISO	Cuffed	Cuffless	Outer Cannula Inner Diameter (mm I.D.)	Inner Cannula Inner Diameter (mm I.D.)	Outer Cannula Outer Diameter (mm O.D.)	Length (mm)	Cuff Resting Diameter (mm)	
4	6.5	4CN65R	4UN65R	6.5	5.5	9.4	62	20.6	
5	7.0	5CN70R	5UN70R	7.0	6.0	10.1	68	23.0	
6	7.5	6CN75R	6UN75R	7.5	6.5	10.8	74	25.4	
7	8.0	7CN80R	7UN80R	8.0	7.0	11.4	77	25.4	
8	8.5	8CN85R	8UN85R	8.5	7.5	12.2	79	26.6	
9	9.0	9CN90R	9UN90R	9.0	8.0	12.7	79	27.6	
10	10.0	10CN10R	10UN10R	10.0	9.0	13.8	79	28.6	

Shiley™ Adult Flexible Evac Tracheostomy Tube with TaperGuard™ Cuff

Available in three configurations, Shiley™ flexible evac tracheostomy tubes offer design features that help both clinicians and patients.

Transparent flange

The transparent flange on the Shiley™ flexible tracheostomy tube allows direct visualization of the stoma and surrounding skin. The slight indent behind the flange and various airflow openings also may help to promote healthier skin behind the flange.

Unique taper-shaped cuff

The clinician-inspired TaperGuard™ cuff on Shiley™ flexible tracheostomy tubes can:

- Reduce fluid leakage*
- Exert less lateral wall pressures on the trachea¹
- Reduce air leaks around the cuff*

Integrated cuff inflation line and evac portal

The fully integrated cuff inflation line and evac portal enable a smooth introduction of the cannula into the trachea. Together, the smooth cannula, TaperGuard™ cuff, and beveled tip may reduce the percutaneous insertion force. The cannula also features the familiar Shiley™ tracheostomy tube angle and a radiopaque x-ray line for monitoring position within the trachea.

* Based on internal testing comparing the Shiley™ Flexible adult tracheostomy tube with TaperGuard™ cuff to the Shiley™ DCT tracheostomy tube cuffed.

1. Internal benchtop testing results. Results reflect the Shiley™ flexible adult tracheostomy tube with TaperGuard™ cuff, disposable inner cannula tubes ability to titrate/control ventilator air leak in comparison to the Shiley™ tracheostomy tube cuffed with disposable inner cannula (DCT). Benchtop test # 10122514.

Ordering information

Disposable inner cannula	Reusable inner cannula	Single cannula
4CN65ED	4CN65ER	4CN65ES
5CN70ED	5CN70ER	5CN70ES
6CN75ED	6CN75ER	6CN75ES
7CN80ED	7CN80ER	7CN80ES
8CN85ED	8CN85ER	8CN85ES
9CN90ED	9CN90ER	9CN90ES
10CN10ED	10CN10ER	10CN10ES



Shiley™ PERC™

PERC™ Disposable Low Pressure Cuffed Percutaneous Tracheostomy Tube (PERC™)

- a. Disposable Inner Cannula (DIC) has integral 15 mm snap-lock connector for quick and safe disposal after a single use.
- b. Smooth, rounded-tip obturator facilitates insertion.
- c. Disposable Decannulation Plug (DDCP) closes the proximal end of the DCFS, DCFN and DFEN permitting the patient to breathe through the fenestration and the upper airway

Ordering information

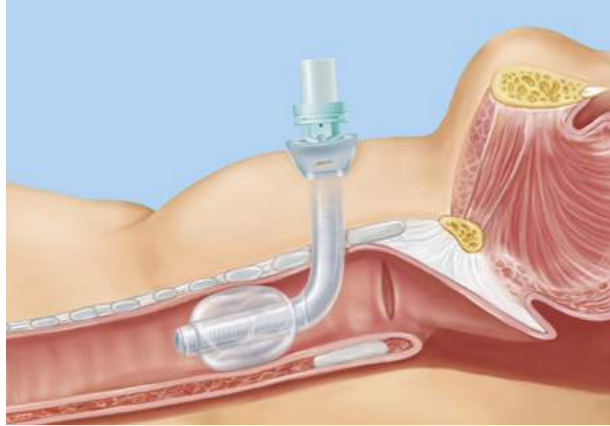
REF	SIZE	I.D. (mm)	O.D. (mm)	LENGTH (mm)
PERC™				
PERC 6	6	6,4	10,8	74
PERC 8	8	7,6	12,2	79



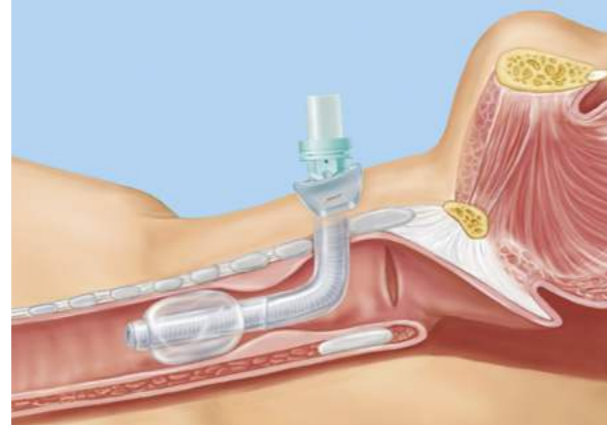
Tracheosoft™ XLT

Extra-long flexible tracheostomy tube with disposable inner cannula

Patients with full or thick necks as well as those with long tracheal anatomies, tracheal stenosis or malacia may require extra-long tracheostomy tubes in order to achieve a proper fit. With extra length in the proximal or distal portions the Tracheosoft XLT tube accommodates different anatomical challenges.



Full or thick neck, choose Shiley™ Tracheosoft™ XLT tube with proximal extension (XLTCP or XLTUP).



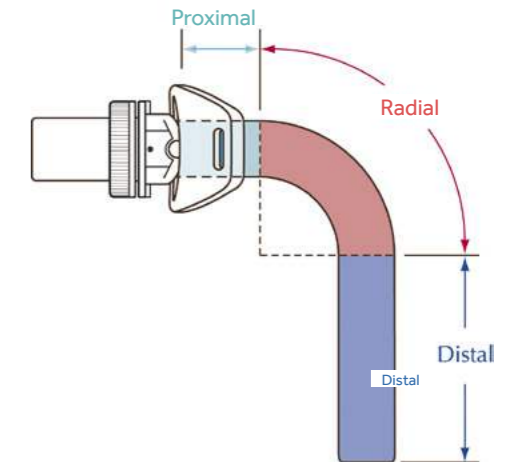
Long tracheal anatomies, tracheal stenosis or malacia, choose Shiley™ Tracheosoft™ XLT tube with distal extension (XLTCD or XLTUD).

- Choice of distal or proximal extensions to fit unusual anatomies.
- Flexible inner and outer cannula and high-volume, low-pressure cuff.
- Extended-Length, Cuffless Tracheostomy Tube with extra length in proximal portion.
- Extended-Length, Cuffed Tracheostomy Tube with extra length in proximal portion.
- Extended-Length, Cuffless Tracheostomy Tube with extra length in distal portion.
- Extended-Length, Cuffed Tracheostomy Tube with extra length in distal portion.
- Extended-Length, Disposable Inner Cannula with integral 15 mm twist-lock connector.
- Smooth, rounded-tip obturator facilitates insertion.



Ordering information

REF	I.D. (mm)	O.D. (mm)	TOTAL LENGTH (mm)	PROXIMAL LENGTH (mm)	RADIAL LENGTH (mm)	DISTAL LENGTH (mm)	CUFF Ø (mm)	PACK QUANTITY
Shiley™ Tracheosoft™ XLT Cuffed tracheostomy tube- Extended distal								
50XLTC	5,0	9,6	90	5	37	48	29	1
60XLTC	6,0	11,0	95	8	38	49	31	1
70XLTC	7,0	12,3	100	12	39	49	35	1
80XLTC	8,0	13,3	105	15	40	50	35	1
Shiley™ Tracheosoft™ XLT Uncuffed tracheostomy tube- Extended distal								
50XLTD	5,0	9,6	90	5	37	48	29	1
60XLTD	6,0	11,0	95	8	38	49	31	1
70XLTD	7,0	12,3	100	12	39	49	35	1
80XLTD	8,0	13,3	105	15	40	50	35	1
Shiley™ Tracheosoft™ XLT Cuffed tracheostomy tube- Extended proximal								
50XLTP	5,0	9,6	90	20	37	33	29	1
60XLTP	6,0	11,0	95	23	38	34	31	1
70XLTP	7,0	12,3	100	27	39	34	35	1
80XLTP	8,0	13,3	105	30	40	35	35	1
Shiley™ Tracheosoft™ XLT Uncuffed tracheostomy tube- Extended proximal								
50XLTD	5,0	9,6	90	20	37	33	29	1
60XLTD	6,0	11,0	95	23	38	34	31	1
70XLTD	7,0	12,3	100	27	39	34	35	1
80XLTD	8,0	13,3	105	30	40	35	35	1



How to measure.
This diagram illustrates how the proximal, radial and distal measurements are determined for proper sizing.

REF	I.D. (mm)	PACK QUANTITY
Shiley™ Tracheosoft™ XLT Replacement inner cannula		
50XLTI	5,0	10
60XLTI	6,0	10
70XLTI	7,0	10
80XLTI	8,0	10

Tracheosoft™ tracheostomy tubes are single packed and sterile.

Shiley™ DFEN & DCFN

Cuffed tracheostomy tubes with disposable inner cannula

DFEN Disposable Fenestrated Low Pressure Cuffed Tracheostomy. Tube offers inner cannula disposability, permitting to breathe through upper airway if desired.

DFEN Disposable Cuffless Fenestrated Tracheostomy Tube allows the convenience of inner cannula disposability, while permitting the patient to breathe through the upper airway if desired.

- Disposable Inner Cannula (DIC) has integral 15 mm snap-lock connector for quick and safe disposal after a single use.
- Smooth, rounded-tip obturator facilitates insertion.
- Disposable Decannulation Plug (DDCP) closes the proximal end of the DCFN and DFEN to permit breathing through the fenestration and the upper airway.



Ordering information

REF	SIZE	I.D. (mm)	O.D. (mm)	LENGTH (mm)	CUFF Ø (mm)
DFEN					
4DFEN	4	5,0	9,4	62	20
6DFEN	6	5,0	10,8	74	24
8DFEN	8	7,6	12,2	79	27
10DFEN	10	8,9	13,8	79	29

Carton Quantity: 1

REF	SIZE	REQUIRED FOR USE WITH
DIC		
4DIC	4	4DFEN
6DIC	6	6DFEN
8DIC	8	8DFEN
10DIC	10	10DFEN

Carton Quantity: 10

Shiley™ tracheostomy tubes and Disposable Inner cannula (DIC) are single packed and sterile.



Ordering information

REF	SIZE	I.D. (mm)	O.D. (mm)	LENGTH (mm)
DCFN				
4DCEN	4	5,0	9,4	62
6DCEN	6	6,4	10,8	74
8DCEN	8	7,6	12,2	79
10DCEN	10	8,9	13,8	79

Carton Quantity: 1

REF	SIZE	REQUIRED FOR USE WITH
DIC		
4DIC	4	4DCFN
6DIC	6	6DCFN
8DIC	8	8DCFN
10DIC	10	10DCFN

Carton Quantity: 10

Shiley™ tracheostomy tubes and Disposable Inner cannula (DIC) are single packed and sterile.

Shiley™ FEN

Cuffed tracheostomy tube with reusable inner cannula

- FEN Fenestrated Low Pressure Cuffed Tracheostomy Tube allows for weaning of patient from tube by facilitating upper airway breathing.
- Inner Cannula with integral 15 mm twist-lock connector permits connection of ancillary equipment and is translucent for easy inspection.
 - Fenestrated Inner Cannula with green 15 mm connector and white 15 mm-cap.
 - Smooth, rounded-tip obturator facilitates insertion.
 - Decannulation Plug (DCP) is connected to the outer cannula to permit upper airway breathing.

Ordering information

REF	SIZE	I.D. (mm)	O.D. (mm)	LENGTH (mm)	CUFF Ø (mm)
FEN					
4FEN	4	5,0	9,4	65	20
6FEN	6	6,4,0	10,8	76	24
8FEN	8	7,6	12,2	81	27
10FEN	10	8,9	13,8	81	29

Carton Quantity: 1

Shiley™ tracheostomy tubes and Disposable Inner cannula (DIC) are single packed and sterile.



Shiley™ CFN & LGT

Cuffless tracheostomy tubes with reusable inner cannula

- CFN Cuffless Fenestrated Tube is designed for pulmonary hygiene and, when used in conjunction with the Decannulation Plug (DCP), use of a speaking valve, directs breathing through the upper airway.
- LGT Laryngectomy Tube is made with high-quality, compliant material, and is a comfortable, convenient alternative to metal tubes.
- Inner Cannula with integral 15 mm twist-lock connector permits connection of ancillary equipment and is translucent for easy inspection.
 - Inner Cannula with open lumen and low-profile connector reduces bulk at stoma. (Caution: low profile inner cannula is not adaptable to ventilator equipment.)
 - Inner Cannula with closed lumen and low-profile connector is supplied with the CFS and directs breathing through the upper airway.
 - Fenestrated Inner Cannula with green 15 mm connector and white 15 mm-cap.
 - Smooth, rounded-tip obturator facilitates insertion.
 - Decannulation Plug (DCP) closes the proximal end of the CFN to permit breathing through the fenestration and upper airway.

Ordering information

REF	SIZE	I.D. (mm)	O.D. (mm)	LENGTH (mm)
4CFN				
4CFN	4	5,0	9,4	65
6CFN	6	6,4	10,8	76
8CFN	8	7,6	12,2	81
10CFN	10	8,9	13,8	81
LGT				
6LGT	6	6,4	11,1	50
8LGT	8	7,6	12,6	50
10LGT	10	8,9	13,7	50

Carton Quantity: 1

Shiley™ tracheostomy tubes are single packed and sterile.



Tracheosoft™ Tracheostomy Tubes

Tracheosoft™ tracheostomy tubes are designed to minimise trauma and maximise patient comfort and ease of use. The large low-pressure, thin-walled cuff presents features that ensure a seal at low cuff pressures avoiding complications due to tracheal mucosal damage.

Tracheosoft™ Standard

Standard tracheostomy tubes

- A Tracheosoft™ standard tracheostomy tube with HI-LO™ cuff.
- B Tracheosoft™ standard tracheostomy tube with HI-LO™ cuff and Lanz™ system for automatic cuff pressure regulation.
- C Tracheosoft™ standard tracheostomy tube with adjustable flange and HI-LO™ cuff.
- D Tracheosoft™ standard tracheostomy tube with adjustable flange, HI-LO™ cuff and Lanz™ system for automatic cuff pressure regulation.

Further set components:

- a Obturator to facilitate insertion.
- not illustrated: fixation tape



Ordering information

REF		I.D. (mm)	O.D. (mm)	LENGTH (mm)	CUFF Ø (mm)
A	B				
138-50		5,0	7,0	45	19
138-60	139-60	6,0	8,3	54	21
138-70	139-70	7,0	9,6	65	23
138-75	139-75	7,5	10,3	70	24
138-80	139-80	8,0	11,0	76	26
138-85	139-85	8,5	11,6	82	28
138-90	139-90	9,0	12,3	89	30
138-10	139-10	10,0	13,3	97	33

Carton Quantity: 10

Ordering information

REF		I.D. (mm)	O.D. (mm)	LENGTH (mm)	CUFF Ø (mm)
C	D				
100-50-1	101-50-1	5,0	7,0	72	19
100-60-1	101-60-1	6,0	8,3	81	21
100-70-1	101-70-1	7,0	9,6	90	27
100-80-1	101-80-1	8,0	10,9	94	31
100-90-1	101-90-1	9,0	12,3	99	34
100-10-1	101-10-1	10,0	13,3	110	34

Carton Quantity: 10

Tracheosoft™ tracheostomy tubes are single packed and sterile.

Tracheosoft™ Reinforced

Tracheostomy tubes with HI-LO™ or SealGuard™ cuff

- A. Tracheosoft™ reinforced tracheostomy tube with adjustable flange and HI-LO™ cuff.
- B. Tracheosoft™ reinforced tracheostomy tube with adjustable flange, HI-LO™ cuff and Lanz™ system for automatic cuff pressure regulation.
- C. SealGuard™ reinforced Tracheosoft™ tracheostomy tube with adjustable flange and ultra thin cuff.

Further set components:

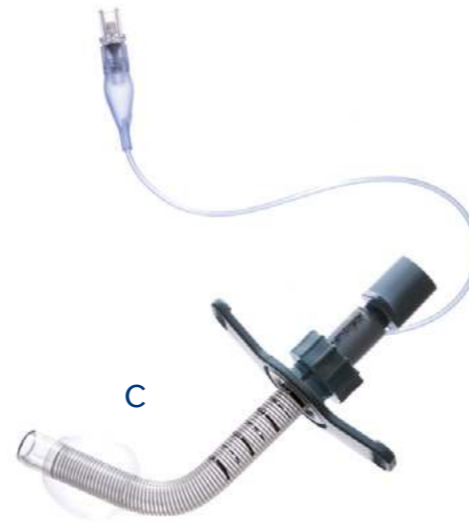
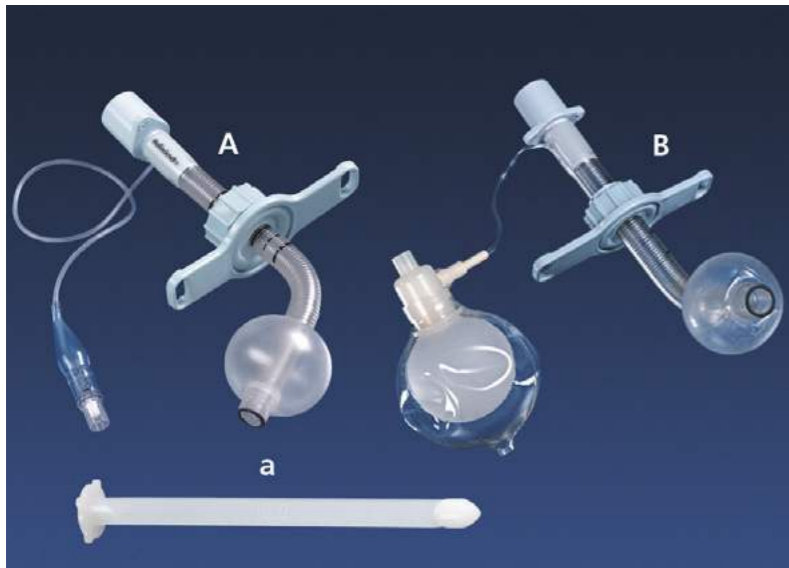
- a. Obturator to facilitate insertion.

Ordering information

REF			I.D. (mm)	O.D. (mm)	MAX LENGTH (mm)	CUFF HI-LO version Ø (mm)	CUFF SEALGUARD™ version Ø (mm)
A	B	C					
135-60	136-60	135860	6,0	8,3	92	23	20
135-70	136-70	135870	7,0	9,6	93	28	22
135-80	136-80	135880	8,0	10,9	95	31	25
135-90	136-90	135890	9,0	12,2	106	34	26
135-10	136-10	135810	10,0	13,6	112	35	29
135-111	136-11	135811	11,0	14,9	115	35	31

Carton Quantity: 10

Tracheosoft™ tracheostomy tubes are single packed and sterile.



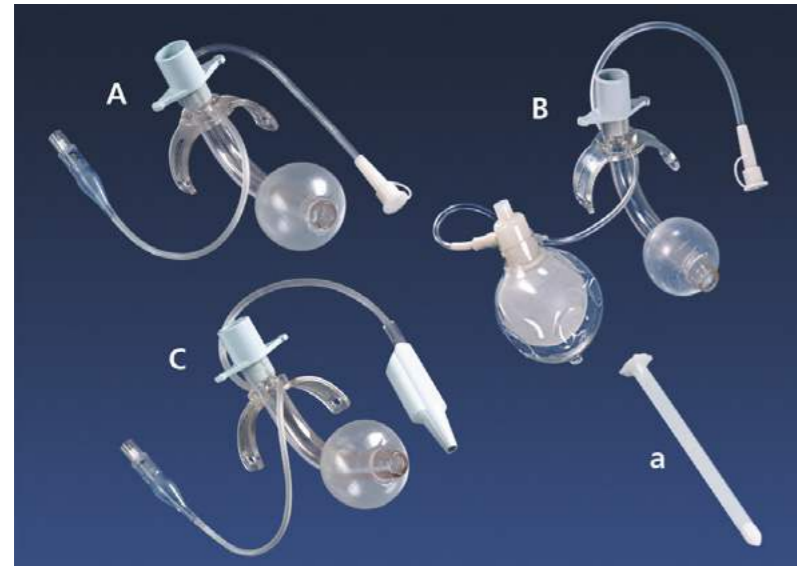
Tracheosoft™ EVAC & Pitt

EVAC & Pitt™ tracheostomy tubes with HI-LO™ or SealGuard™ cuff

- A Tracheosoft™ EVAC tracheostomy tube with HI-LO™ cuff and additional lumen for suctioning of subglottic secretions.
- B Tracheosoft™ EVAC tracheostomy tube with HI-LO™ cuff and Lanz™ system for automatic cuff pressure regulation and additional lumen for suctioning of subglottic secretions.
- C Tracheosoft Pitt™ speaking tube with HI-LO™ cuff and additional lumen for supplying air required for phonation.
- D Tracheosoft™ EVAC tracheostomy tube with SealGuard™ cuff and additional lumen for suction of supra-glottic secretions.

Further set components:

- a Obturator to facilitate insertion.
- not illustrated: fixation tape

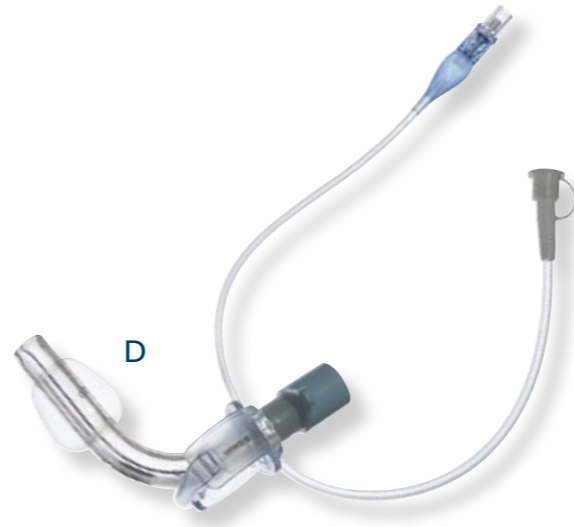


Ordering information

REF				I.D. (mm)	O.D. (mm)	LENGTH (mm)	CUFF HI-LO version Ø (mm)	CUFF SEALGUARD™ version Ø (mm)
A	B	C	D					
313-60	314-60	112-60	313860	6,0	8,3	77	23	20
313-70	314-70	112-70	313870	7,0	9,7	80	27	22
313-80	314-80	112-80	313880	8,0	11,0	91	31	24
313-90	314-90	112-90	112-90	9,0	12,3	92	34	26
313-10	314-10	112-10	313810	10,0	13,7	100	35	29

Carton Quantity: 10

Tracheosoft™ tracheostomy tubes are single packed and sterile.



Tracheosoft™ PERC™

PERC™ tracheostomy tubes, with HI-LO™ or SealGuard™ cuff tapered tip

For use in percutaneous dilatational tracheostomy as per Ciaglia

- A Tracheosoft™ PERC™ standard tracheostomy tube with HI-LO™ cuff.
- B Tracheosoft™ PERC™ reinforced tracheostomy tube with adjustable flange and HI-LO™ cuff.
- C Tracheosoft™ PERC™ reinforced tracheostomy tube with adjustable flange, HI-LO™ cuff and Lanz™ system for automatic cuff pressure regulation.
- D Tracheosoft™ PERC™ reinforced tracheostomy tube with adjustable flange and SealGuard™ cuff.

Further set components:

- a Obturator to facilitate insertion.

Ordering information

REF	I.D. (mm)	O.D. (mm)	LENGTH (mm)	CUFF Ø HI-LO version (mm)
134-80	8,0	11,6	81	28
134-90	9,3	13,3	97	33

Carton Quantity: 10

Ordering information

REF			I.D. (mm)	O.D. (mm)	MAX LENGTH Ø (mm)	CUFF Ø HI-LO version (mm)	CUFF SEALGUARD™ version Ø (mm)
B	C	D					
137-80	1371-80	137880	8,0	11,7	98	32	24
137-90	1371-90	137890	9,3	11,7	97	34	27

Carton Quantity: 10

Tracheosoft™ tracheostomy tubes are single packed and sterile.



Shiley™ Tracheostomy Tube Accessories

- a Disposable inner cannula (DIC) with integral 15 mm snap-lock connector, individually sterile packaged, required for use with DCT, DFEN, PERC, DCFS, and DCFN.
- b Spare inner cannula (SIC) with red, color-coded twist-lock connector, for temporary use during cleaning or removal of the inner cannula of Shiley™ tracheostomy tubes, may be used with LPC, FEN, CFS, and CFN.
- c Disposable inner cannula, fenestrated (DICFEN) is for use with DCFN and DFEN tracheostomy tubes.
- d White 15 mm cap (CAP) attaches to the fenestrated inner cannula with green 15 mm connector to permit breathing through the fenestration and upper airway.
- e Decannulation plug (DCP) closes the proximal end of the FEN and CFN tubes to permit breathing through the fenestration and upper airway.
- f Disposable decannulation plug (DDCP) closes the proximal end of the DCFS, DCFN, and DFEN to permit breathing through the fenestration and upper airway.



Ordering information

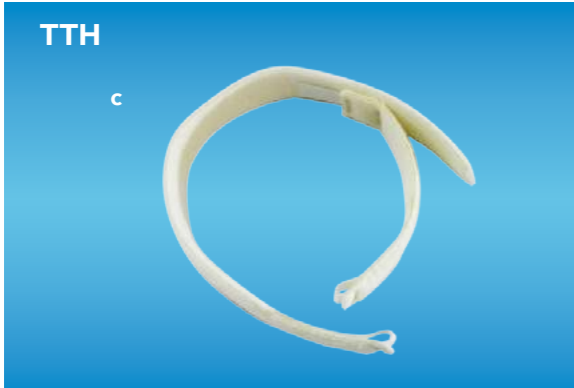
SIZE	REF	FOR USE WITH				QTY PER BOX	
4	4DIC	4DCT	4DFEN	4DCFS	4DCFN	10	DIC
6	6DIC	6DCT	6DFEN	6DCFS	6DCFN	10	
8	8DIC	8DCT	8DFEN	8DCFS	8DCFN	10	
10	10DIC	10DCT	10DFEN	10DCFS	10DCFN	10	
4	4SIC	4LPC	4FEN	4CFN	4CFS	10	SIC
6	6SIC	6LPC	6FEN	6CFN	6CFS	10	
8	8SIC	8LPC	8FEN	8CFN	8CFS	10	
10	10SIC	10LPC	10FEN	10CFN	10CFS	10	
4	4DICFEN	4DFEN	4DCFN			10	DICFEN
6	6DICFEN	6DFEN	6DCFN			10	
8	8DICFEN	8DFEN	8DCFN			10	
10	10DICFEN	10DFEN	10DCFN			10	
4	4DCP	4FEN	4CFN			10	DCP
6	6DCP	6FEN	6CFN			10	
8	8DCP	8FEN	8CFN			10	
10	10DCP	10FEN	10CFN			10	
	DDCP	Any size DCFS, DCFN, and DFEN tracheostomy tube				10	DDCP
	CAP	Any size FEN and CFN tracheostomy tube				10	CAP

Shiley™ Tracheostomy Tube Accessories *Continued*



- a/b Shiley™ phonate speaking valve (SSV) and Shiley™ phonate speaking valve for use with low-flow oxygen O[2] port (SSVO). Designed for use on alert, awake tracheostomy patients who can breathe without assisted mechanical ventilation. Connects to 15 mm connector on tracheostomy tube. Directs airflow past the vocal cords, helping patients speak without finger occlusion.
- c Shiley™ tracheostomy tube holder (TTH). For pediatric and adult. A convenient alternative to twill tape, the tube holder is made of a soft material with a wide band to promote better skin care and patient comfort. Fits adult through pediatric patients, up to 18 inch neck size. Single-patient use; latex-free.

Shiley™ Tracheostomy Tube Holder



Ordering information

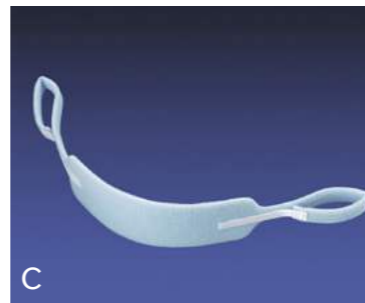
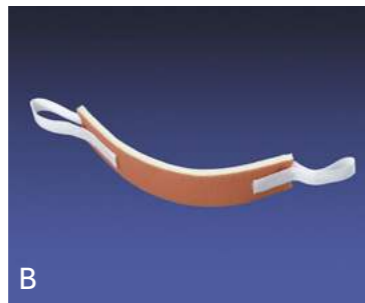
PRODUCT DESIGNATION	QTY PER BOX
SSVO	1
SSV	1
TTH	10

Shiley™ Tracheostomy Tube Accessories *Continued*

A	Stoma Pad	Polyurethane tracheostomy pad.
B	Necktape I	Anatomical fixation tape with comfortable securing system and adjustable closure.
C	Necktape II	Standard fixation tape with adjustable securing system.
D	Necktape III	Anatomical, comfortable fixation tape with double adjustable closure in two parts.
E	TTH	Tracheostomy tube holder in two parts.
F	Tracheolife™ II	HME with O2 and suction port for spontaneously breathing patients.
G	Hygrolife™ II	HME with CO2 sampling port for use with ventilated patients.
H	Swivel connector	double swivel connector with access for bronchoscopy and tracheobronchial suction, sterile.
I	HI-LO™ hand pressure gauge	For cuff inflation and cuff pressure measurement/adjustment (not sterile).

Ordering information

REF	DESCRIPTION	UNIT OF SALES
340	Stoma Pad	25
320-01	Necktape I, small	10
320-05	Necktape I, large	10
321-01	Necktape II, small	10
321-05	Necktape II, large	10
322	Necktape III	10
TTH	Tracheostomy tube holder	10
353/19004	Tracheolife™ II	25
353S19007	Hygrolife™ II	25
109-02	HI-LO™ hand pressure gauge	1
109-05	Connection line for HI-LO™ hand pressure gauge	10
610/5257	Swivel connector	10



Medtronic

IMPORTANT: Please refer to the package insert for complete instructions, contraindications, warnings, and precautions.

© Medtronic 2019. All rights reserved. Medtronic, Medtronic logo and Further, Together are trademarks of Medtronic. ^{™*} Third party brands are trademarks of their respective owners. All other brands are trademarks of a Medtronic company.
18-weu-airway-management-product-catalogue-2330597

[medtronic.co.uk/rms](https://www.medtronic.co.uk/rms)

