



JOBST® Elvarex®

| Compression Class (RAL) | Quantity | | |
|-------------------------|----------|-------|--------------|
| | Left | Right | Body Bandage |
| CCL 1 (18-21mmHg) | | | |
| CCL 2 (23-32mmHg) | | | |
| CCL 3 (34-46mmHg) | | | |
| CCL 3F (34-46mmHg) | | | |
| CCL 4 (49-70mmHg) | | | |
| CCL 4S (60-90mmHg) | | | |

Style

- AD Knee high
- BD Knee high footless
- AF Mid thigh*
- AG Thigh high
- BG Thigh high footless
- AGTL Chap style left
- AGTR Chap style right
- AG-T Chap style pair
- AT Tights
- AT Tights 1 leg
- Bermuda
- B1 / C-G Capri leg*
- B1 / C-T Capri tights (CCL1-3 only)

Options

- Leg extension
- Adjustable waistband
- Fly for men
- Croch for men
- Open pubis
- Re-inforced gusset
- Slipform
- Zipper with lining†
- Inside Outside Front
- Silk pocket†
- T-Heel (CCL 2-3F only)
- Ankle pad (profile)
- Top functional zone*
- Knee functional zone (CCL 2-4S only)

Colour

- Beige Black
- Dark blue Dark brown
- Grey Cranberry
- Henna Denim
- Graphite

Coloured Seam

Mix garment and seam colour (no code / charge for seam colour)

- Beige Black
- Dark blue Dark brown
- Grey Cranberry

Top band options

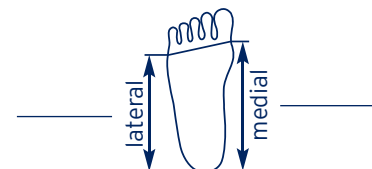
Silicone bands

- 2.5cm 5cm
- Inside On top
- Pieces 3/4 band

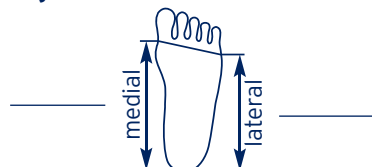
SoftFit (2.5cm only)

- (AD Knee high, CCL 1-3 only)

Left Foot Slant



Right Foot Slant



Note: medial = inside
lateral = outside

Foot Length - Left

For open toe _____ cm

For closed toe _____ cm
(longest toe)

Foot Length - Right

For open toe _____ cm

For closed toe _____ cm
(longest toe)

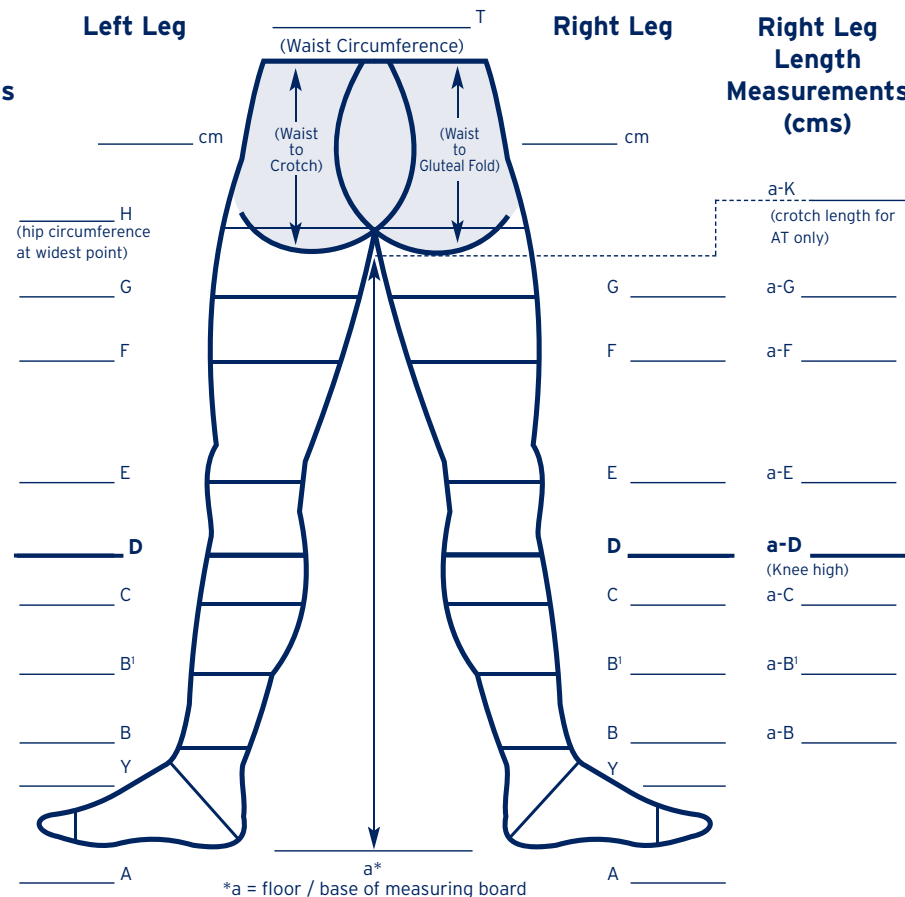
Remarks

†State position / length
*not available on FPI0 / GPI0

Left Leg Length Measurements (cms)

- a-K _____
(crotch length for AT only)
- a-G _____
- a-F _____
- a-E _____
- a-D _____
(Knee high)
- a-C _____
- a-B' _____
- a-B _____

Circumference Measurements (cms)



Right Leg Length Measurements (cms)

- a-K _____
(crotch length for AT only)
- a-G _____
- a-F _____
- a-E _____
- a-D _____
(Knee high)
- a-C _____
- a-B' _____
- a-B _____

Date: _____ Purchase Order No.: _____ Patient Name: _____

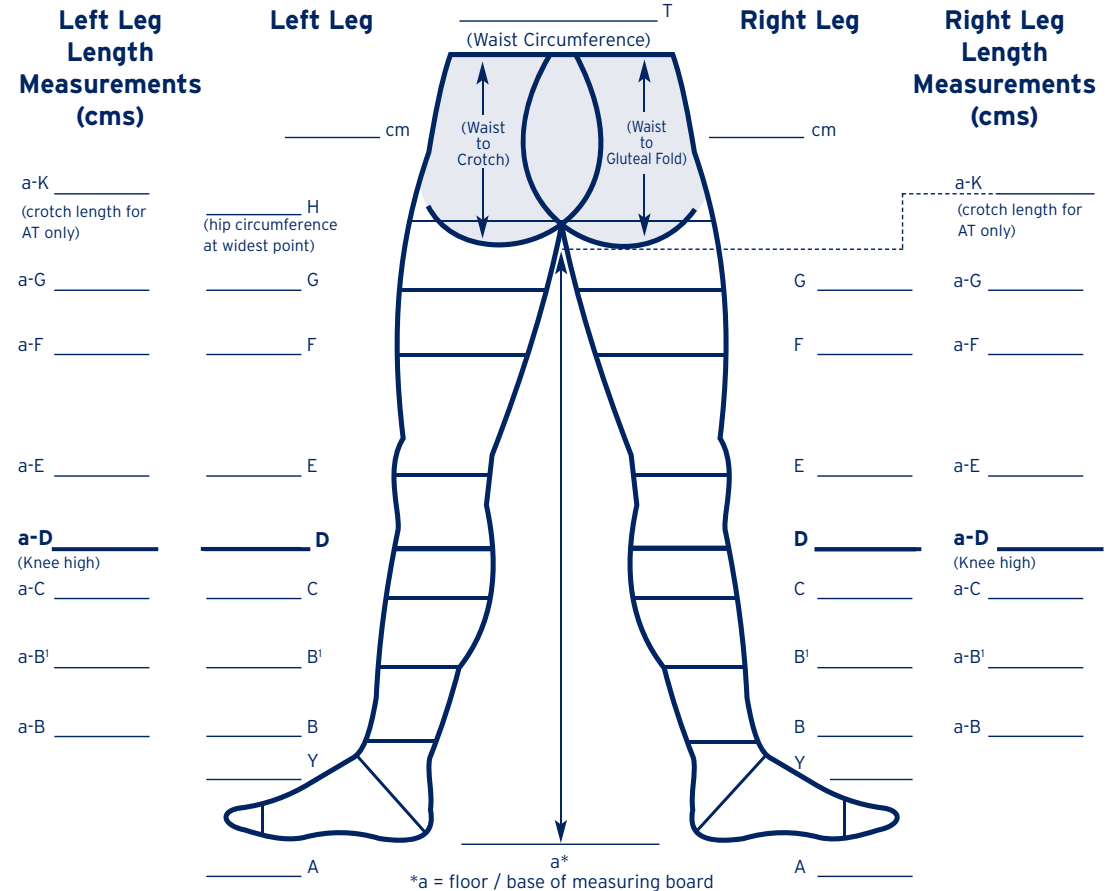
Measured By: _____ Tel: _____ Email: _____

Delivery Address: _____ Invoice Address: _____



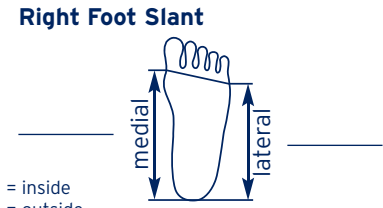
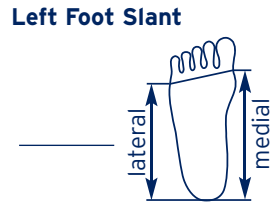
| | | |
|--|---|---|
| <input type="checkbox"/> JOBST® Elvarex® Soft | | |
| Compression Class (RAL) | Quantity | |
| <input type="checkbox"/> CCL 1 (18-21mmHg) | Left <input style="width: 40px;" type="text"/> | |
| <input type="checkbox"/> CCL 2 (23-32mmHg) | Right <input style="width: 40px;" type="text"/> | |
| <input type="checkbox"/> CCL 3 (34-46mmHg) | AT Tights / Bermuda <input style="width: 60px;" type="text"/> | |
| Style* | Options | |
| <input type="checkbox"/> AD Knee high → | <input type="checkbox"/> Silk pocket† | <input type="checkbox"/> T-Heel |
| <input type="checkbox"/> AG Thigh high → | <input type="checkbox"/> Silk pocket† | <input type="checkbox"/> T-Heel |
| <input type="checkbox"/> AGTL Chap style left → | <input type="checkbox"/> Silk pocket† | <input type="checkbox"/> T-Heel |
| <input type="checkbox"/> AGTR Chap style right → | <input type="checkbox"/> Silk pocket† | <input type="checkbox"/> T-Heel |
| <input type="checkbox"/> AG-T Chap style pair → | <input type="checkbox"/> Silk pocket† | <input type="checkbox"/> T-Heel |
| <input type="checkbox"/> B1/C-T Capri tights → | <input type="checkbox"/> Silk pocket† | <input checked="" type="checkbox"/> Slipform |
| <input type="checkbox"/> AT Tights → | <input type="checkbox"/> Silk pocket† | <input type="checkbox"/> T-Heel |
| <input type="checkbox"/> BT Footless tights → | <input type="checkbox"/> Silk pocket† | <input checked="" type="checkbox"/> Slipform |
| <input type="checkbox"/> Bermuda → | <input checked="" type="checkbox"/> Slipform | <input type="checkbox"/> Adjustable waistband |
| | | <input type="checkbox"/> Adjustable waistband |
| | | <input type="checkbox"/> Open pubis |
| | | <input type="checkbox"/> Open pubis |
| | | <input type="checkbox"/> Open pubis |
| Colour | Silicone bands | |
| <input type="checkbox"/> Beige | <input type="checkbox"/> Black | <input type="checkbox"/> 2.5cm (A-D only) |
| <input type="checkbox"/> Dark blue | <input type="checkbox"/> Dark brown | <input type="checkbox"/> 5cm |
| <input type="checkbox"/> Grey | <input type="checkbox"/> Cranberry | |
| <input type="checkbox"/> Ruby red | | |
| | Top band options | SoftFit (2.5cm only) |
| | | <input type="checkbox"/> (AD Knee high only) |
| Remarks | | |
| *Leg lengths / CCL's must be the same for tights / Bermuda / Capri | | |
| †State position / length | | |

Circumference Measurements (cms)



Foot Length - Left
 For open toe _____ cm
 For closed toe _____ cm
 (longest toe)

Foot Length - Right
 For open toe _____ cm
 For closed toe _____ cm
 (longest toe)



Note: medial = inside
 lateral = outside