



JOBST® Elvarex®

Compression Class (RAL)	Quantity		
	Left	Right	Body Bandage
CCL 1 (18-21mmHg)			
CCL 2 (23-32mmHg)			
CCL 3 (34-46mmHg)			
CCL 3F (34-46mmHg)			
CCL 4 (49-70mmHg)			
CCL 4S (60-90mmHg)			

Style

- AD Knee high
- BD Knee high footless
- AF Mid thigh*
- AG Thigh high
- BG Thigh high footless
- AGTL Chap style left
- AGTR Chap style right
- AG-T Chap style pair
- AT Tights
- AT Tights 1 leg
- Bermuda
- B1 / C-G Capri leg*
- B1 / C-T Capri tights (CCL1-3 only)

Options

- Leg extension
- Adjustable waistband
- Fly for men
- Croch for men
- Open pubis
- Re-inforced gusset
- Slipform
- Zipper with lining[†]
- Inside Outside Front
- Silk pocket[†]
- T-Heel (CCL 2-3F only)
- Ankle pad (profile)
- Top functional zone*
- Knee functional zone (CCL 2-4S only)

Colour

- Beige Black
- Dark blue Dark brown
- Grey Cranberry
- Henna Denim
- Graphite

Coloured Seam

Mix garment and seam colour (no code / charge for seam colour)

- Beige Black
- Dark blue Dark brown
- Grey Cranberry

Top band options

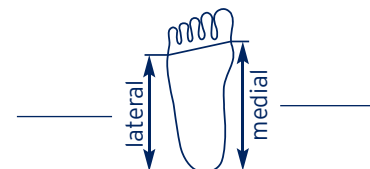
Silicone bands

- 2.5cm 5cm
- Inside On top
- Pieces 3/4 band

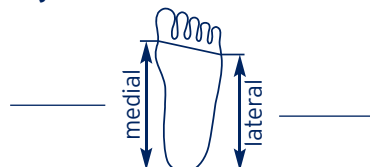
SoftFit (2.5cm only)

- (AD Knee high, CCL 1-3 only)

Left Foot Slant



Right Foot Slant



Note: medial = inside
lateral = outside

Foot Length - Left

For open toe _____ cm

For closed toe _____ cm
(longest toe)

Foot Length - Right

For open toe _____ cm

For closed toe _____ cm
(longest toe)

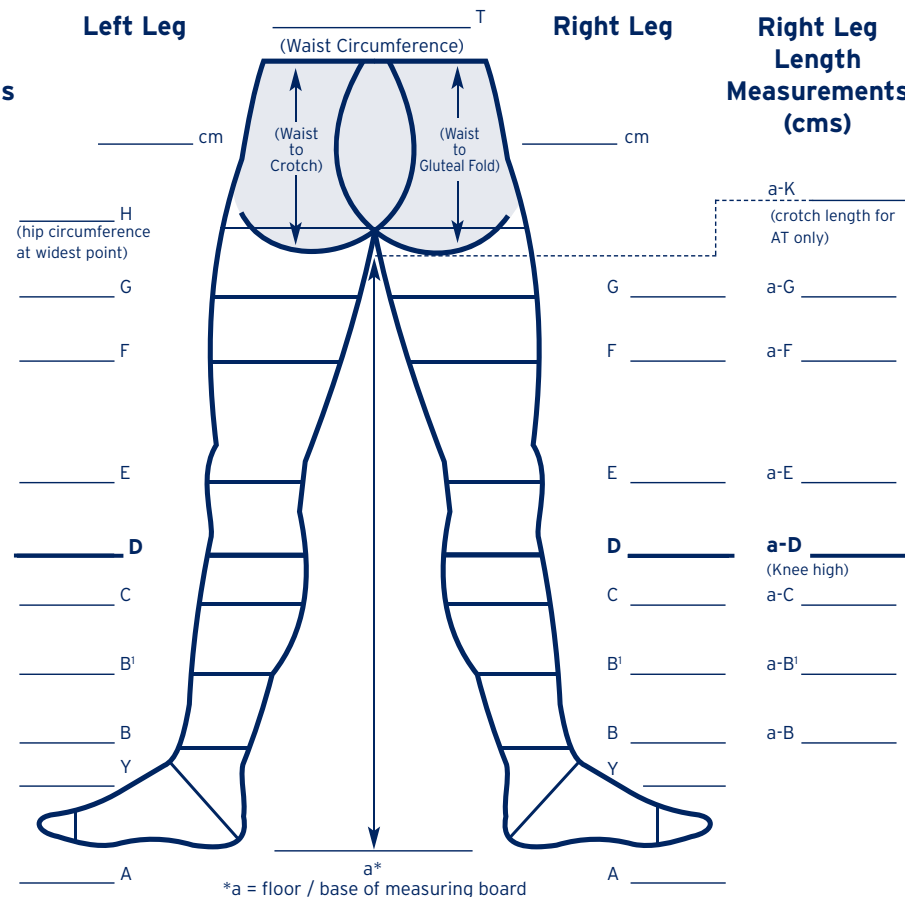
Remarks

*State position / length
*not available on FPI0 / GP10

Left Leg Length Measurements (cms)

- a-K _____
(crotch length for AT only)
- a-G _____
- a-F _____
- a-E _____
- a-D _____
(Knee high)
- a-C _____
- a-B' _____
- a-B _____

Circumference Measurements (cms)



Right Leg Length Measurements (cms)

- a-K _____
(crotch length for AT only)
- a-G _____
- a-F _____
- a-E _____
- a-D _____
(Knee high)
- a-C _____
- a-B' _____
- a-B _____

Date: _____ Purchase Order No.: _____ Patient Name: _____

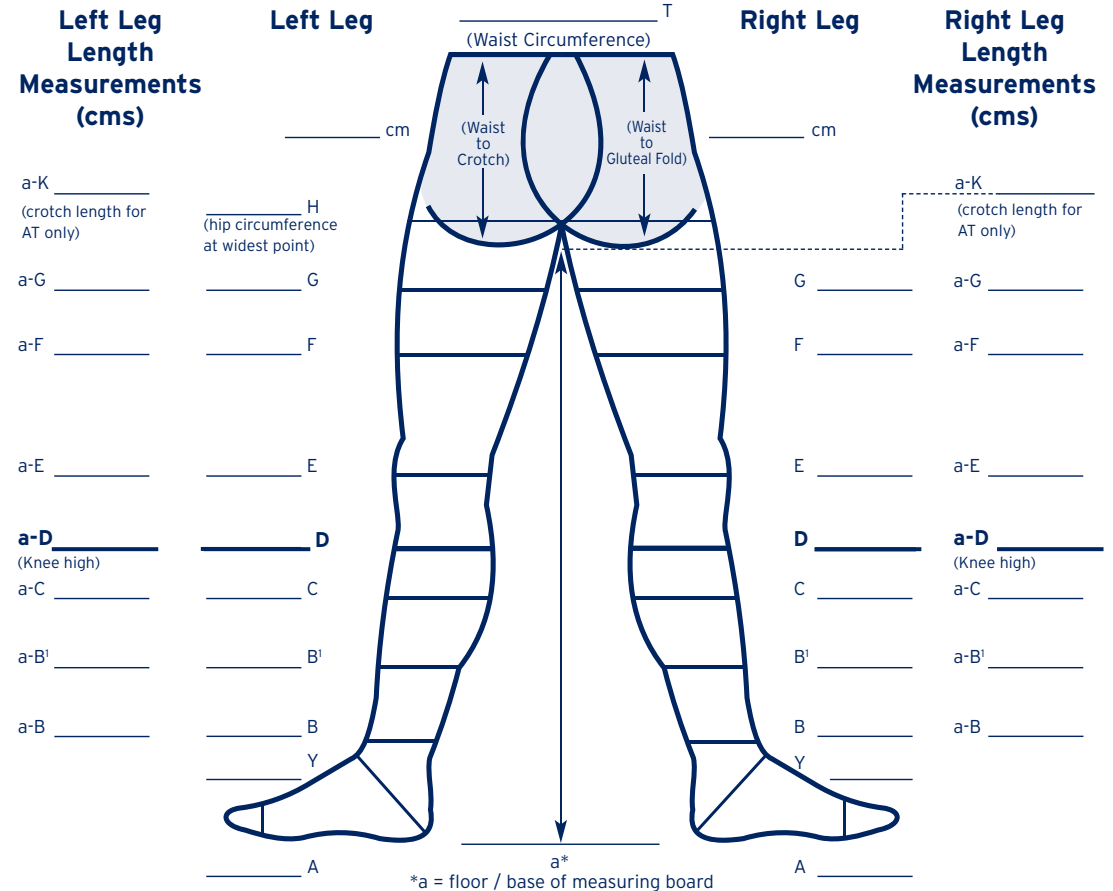
Measured By: _____ Tel: _____ Email: _____

Delivery Address: _____ Invoice Address: _____



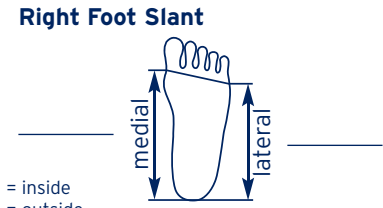
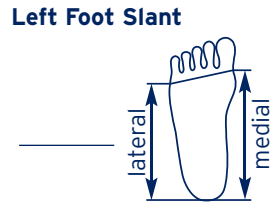
<input type="checkbox"/> JOBST® Elvarex® Soft		
Compression Class (RAL)	Quantity	
<input type="checkbox"/> CCL 1 (18-21mmHg)	Left <input type="text"/>	
<input type="checkbox"/> CCL 2 (23-32mmHg)	Right <input type="text"/>	
<input type="checkbox"/> CCL 3 (34-46mmHg)	AT Tights / Bermuda <input type="text"/>	
Style*	Options	
<input type="checkbox"/> AD Knee high →	<input type="checkbox"/> Silk pocket†	<input type="checkbox"/> T-Heel
<input type="checkbox"/> AG Thigh high →	<input type="checkbox"/> Silk pocket†	<input type="checkbox"/> T-Heel
<input type="checkbox"/> AGTL Chap style left →	<input type="checkbox"/> Silk pocket†	<input type="checkbox"/> T-Heel
<input type="checkbox"/> AGTR Chap style right →	<input type="checkbox"/> Silk pocket†	<input type="checkbox"/> T-Heel
<input type="checkbox"/> AG-T Chap style pair →	<input type="checkbox"/> Silk pocket†	<input type="checkbox"/> T-Heel
<input type="checkbox"/> B1/C-T Capri tights →	<input type="checkbox"/> Silk pocket†	<input checked="" type="checkbox"/> Slipform
<input type="checkbox"/> AT Tights →	<input type="checkbox"/> Silk pocket†	<input type="checkbox"/> T-Heel
<input type="checkbox"/> BT Footless tights →	<input type="checkbox"/> Silk pocket†	<input checked="" type="checkbox"/> Slipform
<input type="checkbox"/> Bermuda →	<input checked="" type="checkbox"/> Slipform	<input type="checkbox"/> Adjustable waistband
Colour	Silicone bands	
<input type="checkbox"/> Beige	<input type="checkbox"/> Black	<input type="checkbox"/> 2.5cm (A-D only)
<input type="checkbox"/> Dark blue	<input type="checkbox"/> Dark brown	<input type="checkbox"/> 5cm
<input type="checkbox"/> Grey	<input type="checkbox"/> Cranberry	SoftFit (2.5cm only)
<input type="checkbox"/> Ruby red		<input type="checkbox"/> (AD Knee high only)
Remarks		
*Leg lengths / CCL's must be the same for tights / Bermuda / Capri		
†State position / length		

Circumference Measurements (cms)



Foot Length - Left
 For open toe _____ cm
 For closed toe _____ cm
 (longest toe)

Foot Length - Right
 For open toe _____ cm
 For closed toe _____ cm
 (longest toe)



Note: medial = inside
 lateral = outside