

Medi Plinth

...built on knowledge



British Manufacturer of Examination Couches & Furniture



New Products

Clinical

Rehabilitation

Furniture

Cosmetic

Veterinary

General Information About Medi-Plinth Couches

Medi-Plinth have a reputation for producing high quality examination couches that are robustly constructed, offering the level of durability suited to environments where patient throughput can be very high. They offer a stable and comfortable patient platform providing security for patients. All Medi-Plinth couches are manufactured in the UK.

The couch frames are constructed from high strength steel that is treated for corrosion resistance and coated with an epoxy/ polyester powder, which is oven cured for extreme durability.

Medi-Plinth couch frames are covered by a seven year warranty.

Weight Capacity

- Medi-Plinth hydraulic lift couches feature a lift mechanism offering a safe working load of up to 225kg (35 stone).
- Medi-Plinth electric lift couches feature a lift mechanism offering an increased safe working load of up to 260kg (41 stone).
- Medi-Plinth bariatric couches offer a safe working load of 320kg (50 stone).
- Medi-Plinth mobile operating table offers a safe working load of 200kg (31 stone).
- Medi-Plinth stylish single column medical chair 190Kg (30 stone).

Variable Height

All Medi-Plinth variable height couches lower to a comfortable sitting height to allow patients to sit on the couch with ease, or be safely transferred from/to a wheel chair. Where needed there is also excellent clearance for use of patient hoists, the patient can then be raised electrically or hydraulically to a comfortable working height for the practitioner undertaking the examination or procedure. Full height details are given in the specifications for each couch.

Upholstery

Upholstery on Medi-Plinth couches have been developed over many years to eliminate folding, stitching and minimise creasing. This ensures smooth coverage and easy maintenance of infection control.

Upholstery comes in 25 standard colours. Other colours to suit your colour scheme can be accommodated. All standard upholstery is finished in durable and comfortable vinyl which inhibits MRSA (3352 Methicillin) resistant to Staphylococcus Aurous) Bio-Pruf treated to resist the growth of mould, mildew and odour causing microbes. The Vinyl is also fire retardant. Most couches are available in 750mm extra wide upholstery, which offers improved general comfort and access especially when treating larger patients.



Frame Colour

As standard frames are powder coated in RAL 9016 white. Medi-Plinth offer an alternative service of painting to most listed RAL colours. This service will add approximately 1 week to the couch lead-time and is subject to additional charge, please discuss with us for full details.

Choosing The Right Couch

An examination/ treatment couch is a relatively simple piece of equipment, but is one of great importance as it is likely to be used several times a day, and will be seen by the patient on virtually every visit. If the couch doesn't work or it doesn't suit the needs of the examination or procedure performed it will have a damaging effect on efficiency and the patients impression of the treatment provided. Medi-Plinth have worked with experienced clinicians to ensure that all of our products are highly suited for the intended use.



About Medi-Plinth	1.	Information Pages
Contents	2.	
Contents	3.	
Choosing the right couch	4.	
2 Section Ensignia	5.	New Range
3 Section Ensignia	6.	
2 Section Couch	7.	Clinical Range
3 Section Couch	8.	
5 Section/ Postural Drainage Couch	9.	
Column Medical Chair	10.	New Range
Column Medical Chair	11.	
Drop End Couch	12.	
Phlebotomy Chair	13.	
Treatment/ Plaster Chair	14.	
Multi-Purpose Couch	15.	
Medical Chair	16.	

Outpatients Plinth	17.
Patient Trolley	18.
Daycare Couch	19.
Ophthalmology Couch	20.
Podiatry Chair	21.
GP Gynaecological Plinth	22.
Ultra Gynaecological Plinth	23.
Ultrasound Plinth	24.
Echocardiography Plinth	25.
Combined ECG Plinth	26.
Changing Table Plinth	27.
Oncology Plinth	28.
2 Section Bo Plinth	29.
3 Section Bo Plinth	30.
Tilt Table	31.
2 Section Split Leg Tilt Table	32.

Bariatric Couches	33.	Clinical Range	Optional Extras	49.
Bariatric Drop End Couches	34.	Furniture Range	Stools & Chairs	50.
Dialysis Chair	35.		Ergo Chair & Deluxe	51.
Mobile Operating Table	36.		Waiting Room Furniture	52.
Mobile Operating Table	37.		Hoxton & Shoreditch Polypropylene Chairs	53.
C-Arm Imaging Table	38.		Why Variable Height Workstations?	54.
2 Section Physio Couch	39.	Rehabilitation Range	Variable Height Workstations	55.
3 Section Physio Couch	40.		Variable Height Workstations	56.
7 Section Physio Couch	41.		Multi Purpose Trolleys	57.
2 Section Low Bo	42.	Cosmetic Range	2 Section Beauty Couch	58.
Mat Table	43.		3 Section Beauty Couch	59.
Practice Plinth	44.		Standard Tattoo Couch	60.
Custom Couches	45.	Information Pages	Deluxe Tattoo Couch	61.
Couch Servicing & Couch Re-Upholstery	46.	Veterinary Range	Veterinary Consultation Tables	62.
Upholstery Options	47.		Veterinary Operation Tables	63.
Accessories	48.	Information Page	Delivery of your Couch	64.



Patient Safety

When patients are left alone on the couch it is important that Cot Sides are provided for safety.

Procedures

By choosing the appropriate accessories, basic Two or Three Section Couches can be used for a large number of more specialised procedures (see accessory matrix at the back of this brochure). For specialist departments we offer purpose designed couches for most procedures. All specialist couches can also be used for general examination.

Electric/Hydraulic

Generally an electric couch offers better ergonomics for the clinician and smoother lift for the patient at a lower price than a hydraulic model. If the couch is used away from a handy power point, or power failure cover is critical, a battery operating system can be specified that will offer in excess of 20 lift cycles per full charge.

Movement

As standard, Medi-Plinth couches come with retractable castors for easy positioning of the couch in any direction. For occasional patient transport, large individually braked castors can be specified. For regular patient transportation the single pedal (brake, two wheel steering mode and free mode) can be specified.

Patient Weight

Medi-Plinth has recognised that the proportion of heavy patients is increasing. To ensure maximum safety we have strengthened the design of our electric couches to accommodate a patient weight of 260 Kg (41 stone). Where a couch is likely to be used regularly for heavier patients, we would recommend the extra wide upholstery (750 mm) for patient comfort.

We also offer Bariatric couch models with 320 Kg (50 stone) capacity, these come in 75 cm or 100 cm width and can be configured as Two Section, Three Section and Three Section Drop End.

Space

Is the couch going to be used in an area with limited space? If so consider a couch with a drop end section, which will lower to 85° and make the couch into a chair. This not only reduces the floor space needed but also enables the patient to sit on the couch as a chair.

Our range of column medical chairs offer the smallest foot print available in their class.

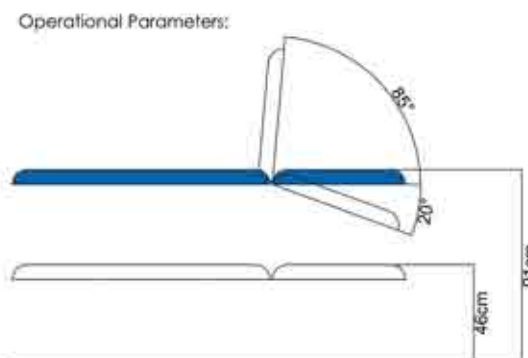
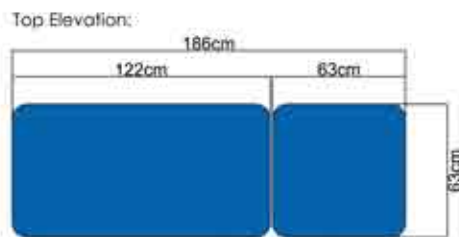
Medi-Plinth's entry level Ensignia 2 Section couch provides great value with strength, elegance and reliability. Offering a robust platform for a range of medical procedures, this simple couch provides ease of patient transportation while maintaining patient comfort.

Standard Features:

- 260kg safe working load
- 100mm diameter rubber braked transportation castors
- Paper roll holder fitted as standard
- MRSA resistant anti bacterial & fire retardant upholstery
- Gas spring assisted back section
- **NEW** - Extra low entry height for wheel chair transfer
- **NEW** - World leading Linak 'High Reliability' actuators
- Upholstery available in 25 standard colours
- Manufactured in the UK and CE Marked
- 7 year warranty on the frame & 3 year warranty on all moving parts

Available Options & Accessories:

- Breathing Hole
- Extra Wide Upholstery (75 cm)
- Arm Support Tables
- Battery Operating System
- Other Standard Accessories



NEW

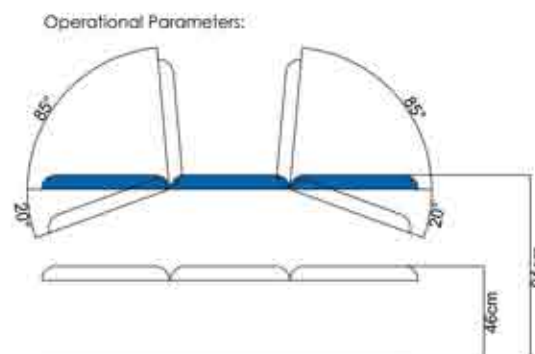
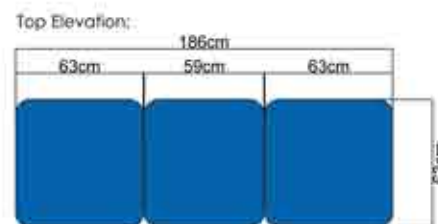
Clinical Range

Mechanism

Product Code

Electric

E2



Medi-Plinth's entry level Ensignia 3 Section couch provides great value with strength, elegance and reliability. Offering a robust platform for a range of medical procedures, this simple couch provides ease of patient transportation, while maintaining comfortable adjustable leg support.

Standard Features:

- 260kg safe working load
- 100mm diameter rubber braked transportation castors
- Paper roll holder fitted as standard
- MRSA resistant anti bacterial & fire retardant upholstery
- Gas spring assisted back section
- **NEW** - Extra low entry height for wheel chair transfer
- **NEW** - World leading Linak 'High Reliability' actuators
- Upholstery available in 25 standard colours
- Manufactured in the UK and CE Marked
- 7 year warranty on the frame & 3 year warranty on all moving parts

Available Options & Accessories:

- Breathing Hole
- Extra Wide Upholstery (75 cm)
- Arm Support Tables
- Battery Operating System
- Other Standard Accessories



NEW

Clinical Range

Mechanism

Product Code

Electric

E3

Medi-Plinth's 2 Section couch provides great value with strength, elegance and reliability. While offering a robust platform for a range of medical procedures, this simple couch provides easy usage while maintaining patient comfort.

Standard Features:

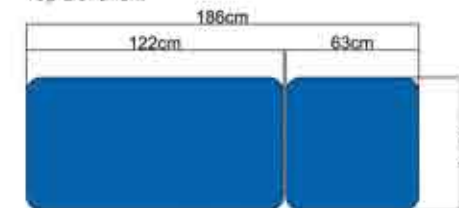
- 260kg safe working load for electric versions
- Paper roll holder fitted as standard
- Retractable rubber castors
- Adjustable foot for uneven floors
- MRSA resistant anti bacterial & fire retardant upholstery
- Gas spring assisted back section
- **NEW** - Extra low entry height for wheel chair transfer
- **NEW** - World leading Linak 'High Reliability' actuators
- Upholstery available in 25 standard colours
- Manufactured in the UK and CE Marked
- 7 year warranty on the frame & 3 year warranty on all moving parts

Available Options & Accessories:

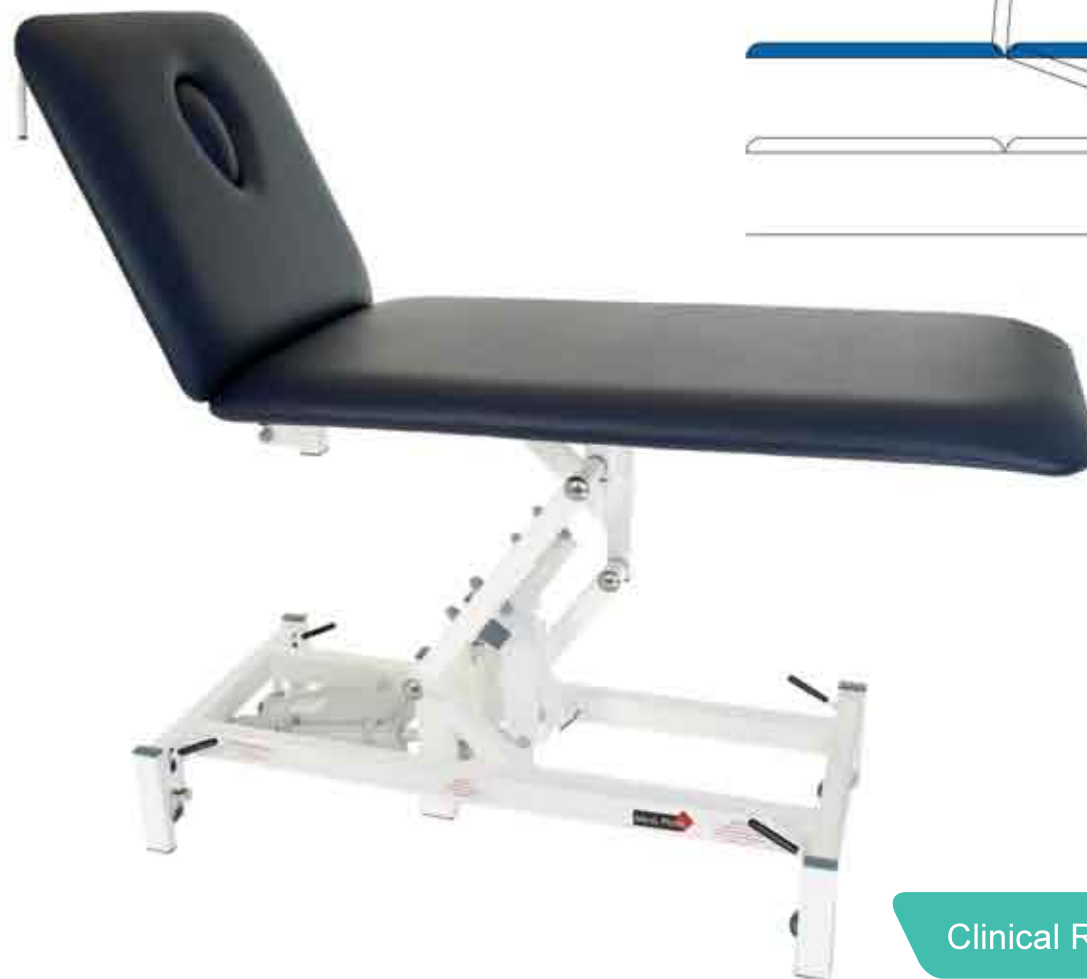
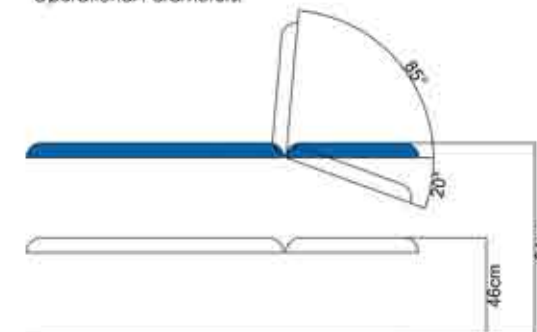
- Breathing Hole
- Extra Wide Upholstery (75 cm)
- Chrome or Painted Cot Sides
- Arm Support Tables
- Visco Elastic Pressure Relief Cushions
- Clean Edge Base Cover (electric only)
- Other standard accessories



Top Elevation:



Operational Parameters:



Mechanism

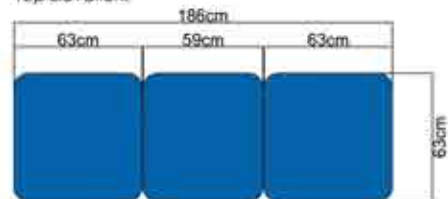
Electric
Hydraulic

Product Code

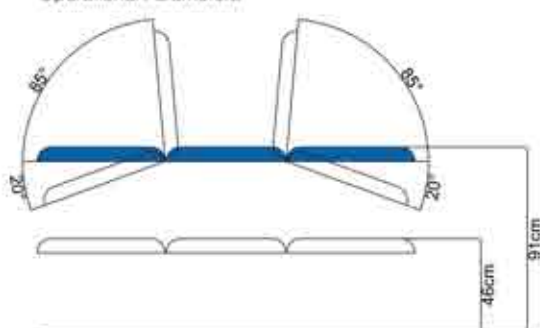
BA02E
BA02H

Clinical Range

Top Elevation:



Operational Parameters:



Medi-Plinths best selling 3 section couch enables advance patient positioning for a wide range of examination and treatment procedures providing optimum versatility.

Standard Features:

- 260kg safe working load
- Retractable rubber castors
- Paper roll holder fitted as standard
- MRSA resistant anti bacterial & fire retardant upholstery
- Gas assisted back and foot section
- **NEW** - Extra low entry height for wheel chair transfer
- **NEW** - World leading Linak 'High Reliability' actuators
- Upholstery available in 25 standard colours
- Manufactured in the UK and CE Marked
- 7 year warranty on the frame & 3 year warranty on all moving parts

Available Options & Accessories:

- Breathing Hole
- Footswitch Control
- Extra Wide Upholstery (75 cm)
- Chrome or Painted Cot Sides
- Arm Support Tables
- Visco Elastic Pressure Relief Cushions
- Clean Edge Base Cover (electric only)
- Foot Protection Cover (shown)
- Other Standard Accessories



Clinical Range

Mechanism

Electric
Hydraulic

Product Code

BA03E
BA03H

The five section design provides added comfort for patients lying on their front, as the therapist can lower the arm sections to a more comfortable and natural position.

The couch comes with many features as standard including a breathing hole and gas assisted head & foot rests. The postural drainage couch has a middle section assisted by gas springs to enable centre lift. This facilitates good drainage positions for all areas of the lung whilst comfortably supporting the patient's whole body.

Standard Features:

- Height adjustable arm rests
- 260kg capacity on electric 5 Section plinth
- Gas spring assisted head & foot rest sections
- Retractable rubber castors
- Adjustable foot for uneven floors
- Breathing hole
- MRSA resistant anti bacterial & fire retardant upholstery
- Gas spring assisted tilting seat (postural drainage versions)
- **NEW** - Extra low entry height for wheel chair transfer
- **NEW** - World leading Linak 'High Reliability' actuators
- Upholstery available in 25 standard colours
- Manufactured in the UK and CE Marked
- 7 year warranty on the frame & 3 year warranty on all moving parts

Available Options & Accessories:

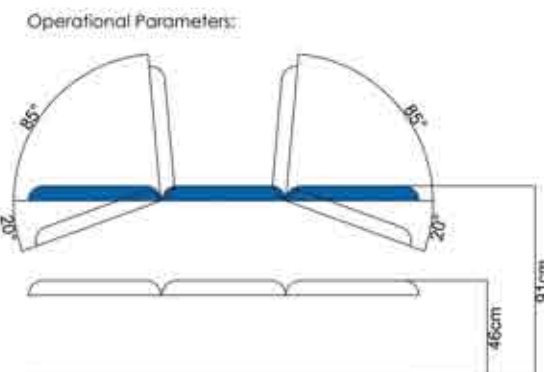
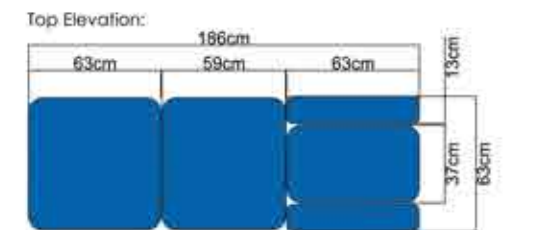
- Paper Roll Holder
- Foot Switch (electric versions only)
- Foot Protection Cover
- Clean Edge Base Cover (electric versions only)

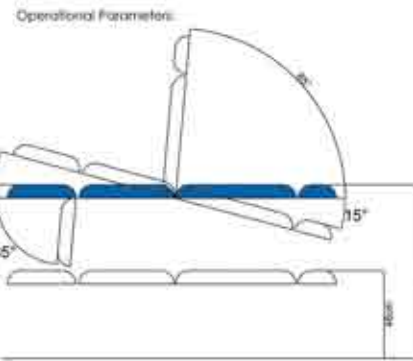
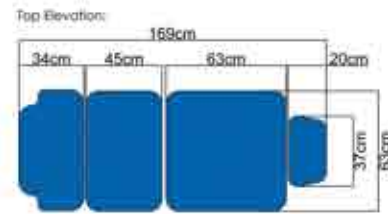


Mechanism

Product Code

5 Section Electric	BA05E
5 Section Hydraulic	BA05H
Postural Drainage Electric	PD05E
Postural Drainage Hydraulic	PD05H





Medi-Plinth is pleased to present the *NEW* single column medical chair. This electrically operated column chair offers all of the functionality of traditional examination chairs, but includes benefits such as its compact size, base cover for ease of cleaning, and elegant style.

Standard Features:

- 190Kg safe working load
- Compact design is favourable when space is limited
- Gas assisted adjustable back and foot section
- Adjustable padded headrest
- Retractable rubber castors
- Adjustable foot for uneven floors
- MRSA resistant anti bacterial & fire retardant upholstery
- **NEW** - Extra low entry height for wheel chair transfer
- **NEW** - World leading Linak 'High Reliability' actuators
- Upholstery available in 25 standard colours
- Manufactured in the UK and CE Marked
- 7 year warranty on the frame & 3 year warranty on all moving parts

Available Options & Accessories:

- Extra Wide Upholstery (75cm)
- Electric Backrest, Tilting Seat, and Motorised Foot Section
- Footswitch Control
- Choice of Arm Rests including:-
 - Swing Down (shown)
 - Plaster Treatment Tables/Phlebotomy Arms-Arm
 - Loops/Padded Arm Rests



Mechanism

Electric

Product Code

MED04EC

NEW

Clinical Range

The column medical chair is available in a number of different configurations that can be customised to the exact needs of the clinician. Configurations include plaster treatment tables, phlebotomy arms, swing down armrests, split legs (manual or electrically operated), a tilting seat and many other accessories.

This modern/ minimalistic space saving chair is perfect for rooms with limited space. This versatile product can be used in conjunction with many accessories to further aid the requirements of the clinician.



How about a matching stool?
Please see page 50. for full range.



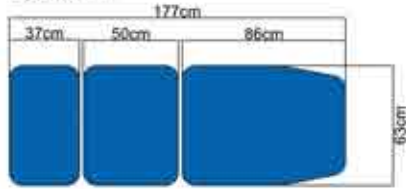
Option Available	Product Code
Tilting Seat	MED04ECT
Multi Purpose	MP04EC
Plaster Chair	PL04EC
Phlebotomy Single Leg	PH04EC
Phlebotomy Split Leg	PH07EC
Tilting Podiatry	BT07ETC
Non-Tilting Podiatry	BT07EC



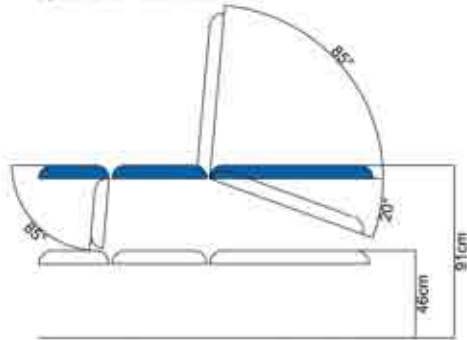
NEW

Clinical Range

Top Elevation:



Operational Parameters:



Medi-Plinth's 3 Section Drop End allows optimum use of small spaces. The couch can be used as a traditional 3 section couch or adjusted into a chair. This enables patients to sit from the front or side and when fitted with appropriate optional accessories, can be used for a wide range of gynaecological and other procedures (see optional accessories).

Standard Features:

- 260kg safe working load for electric versions
- Retractable rubber castors
- Adjustable foot for uneven floors
- MRSA resistant anti bacterial & fire retardant upholstery
- Gas spring assisted back & foot section
- **NEW** - Extra low entry height for wheel chair transfer
- **NEW** - World leading Linak 'High Reliability' actuators
- Upholstery available in 25 standard colours
- Manufactured in the UK and CE Marked
- 7 year warranty on the frame & 3 year warranty on all moving parts

Available Options & Accessories:

- Breathing hole
- Paper roll holder
- Extra wide upholstery (75 cm)
- Electric backrest
- Gynaecology stirrups or troughs
- Visco elastic pressure relief cushions
- Clean edge base cover (electric only)
- Tilting Seat for Trendelenburg
- Other standard accessories



Clinical Range

Mechanism

Electric
Hydraulic

Product Code

DE03E
DE03H

Designed for patient comfort and easy access for the phlebotomist, this variable height chair comes with two fully adjustable armrests and split legs.

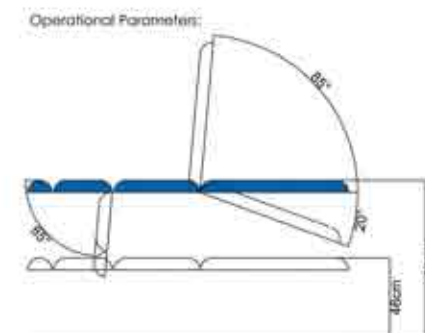
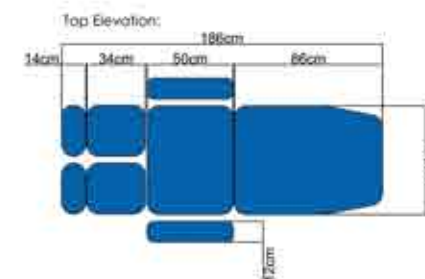
This chair can also be used as a 3 section examination couch.

Standard Features:

- 260kg safe working load (electric)
- Fully adjustable ergonomic padded arm supports
- Split legs with telescopic foot supports
- Gas spring assisted back and leg sections
- Retractable rubber castors
- MRSA resistant anti bacterial & fire retardant upholstery
- Seat height 46-91cm
- Adjustable foot for uneven floors
- **NEW** - Extra low entry height for wheel chair transfer
- **NEW** - World leading Linak 'High Reliability' actuators
- Upholstery available in 25 standard colours
- Manufactured in the UK and CE Marked
- 7 year warranty on the frame & 3 year warranty on all moving parts

Available Options & Accessories:

- Breathing Hole
- Paper Roll Holder
- Extra Wide Upholstery (75 cm)
- Electric backrest
- Tilting Seat for Trendelenburg
- Other standard accessories

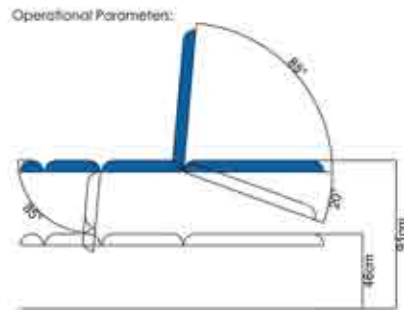
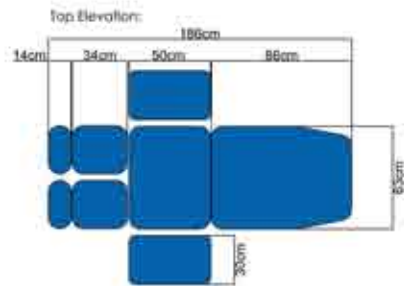


Mechanism

Electric
Hydraulic

Product Code

PH01E
PH01H



Its unique and innovative design makes this chair the only option for specialist treatments such as minor surgery or plaster application. The ABS plastic side tables provide a smooth, stable and easily cleaned surface to work on. These can be dropped down out of the way, with a quick release mechanism when not required. The tables can also be removed.

Standard Features:

- 260kg safe working load for electric versions
- Retractable rubber castors
- MRSA resistant anti bacterial & fire retardant upholstery
- Gas spring assisted back & foot section
- 2 x Quick release plaster treatment tables
- **NEW** - Extra low entry height for wheel chair transfer
- **NEW** - World leading Linak 'High Reliability' actuators
- Upholstery available in 25 standard colours
- Adjustable foot for uneven floors
- Manufactured in the UK and CE Marked
- 7 year warranty on the frame & 3 year warranty on all moving parts

Available Options & Accessories:

- Breathing Hole
- Paper Roll Holder
- Extra Wide Upholstery (75 cm)
- Electric backrest
- Transportation Castors
- Battery Operation System
- Clean Edge Base Cover
- Tilting Seat for Trendelenburg
- Other Standard Accessories



Clinical Range

Mechanism

Electric
Hydraulic

Product Code

PL01E
PL01H


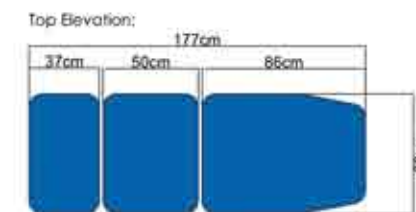
Designed to work in a modern practice, this plinth is suitable for numerous procedures including phlebotomy, minor surgery, gynaecology and general examination. This 4 in one couch/chair has a foot section dropping to 85° so will easily fit into the smallest room, and allow patients to sit in a chair position.

Standard Features:

- 260kg safe working load for electric versions
- Retractable rubber castors
- Phlebotomy arm x 1
- Gynaecology stirrups x 2
- Quick release plaster treatment table x 1
- MRSA resistant anti bacterial & fire retardant upholstery
- Gas spring assisted back & foot section
- **NEW** - Extra low entry height for wheel chair transfer
- **NEW** - World leading Linak 'High Reliability' actuators
- Upholstery available in 25 standard colours
- Manufactured in the UK and CE Marked
- 7 year warranty on the frame & 3 year warranty on all moving parts

Available Options & Accessories:

- Breathing Hole
- Paper Roll Holder
- Extra Wide Upholstery (75 cm)
- Electric backrest
- Matching Operators Stool or Saddle Stool
- Tilting Seat for Trendelenburg
- Other standard accessories



Mechanism

Electric
Hydraulic

Product Code

MP03E
MP03H

Clinical Range



Medi-Plinth's medical chair focuses on patient comfort, while providing a robust and sturdy work surface for general examination. In addition, the mid section on the tilting version tilts to create a very natural seated position with the knees raised, whilst providing a better position for the practitioner.

Standard Features:

- 260kg safe working load for electric versions
- Retractable rubber castors
- Adjustable foot for uneven floors
- MRSA resistant anti bacterial & fire retardant upholstery
- Divided legs with extending foot rests
- Gas spring assisted head and leg sections
- **NEW** - Extra low entry height for wheel chair transfer
- **NEW** - World leading Linak 'High Reliability' actuators
- Upholstery available in 25 standard colours
- Manufactured in the UK and CE Marked
- 7 year warranty on the frame & 3 year warranty on all moving parts

Available Options & Accessories:

- Breathing Hole
- Paper Roll Holder
- Electric backrest
- Detachable head rest
- Visco elastic pressure relief cushions
- IV pole
- O2 bottle holder
- Tilting Seat for Trendelenburg
- Other Standard Accessories



Clinical Range

Mechanism

Electric Non Tilting
Electric Tilting

Product Code

MED06E
MEDT06E

The Medi-Plinth outpatients plinth has been designed to enable examination/ treatment and transportation within the department.

Cot sides are fitted as standard this provides enhanced patient safety.

Standard Features:

- Available as 2 or 3 Section plinth
- 260kg safe working load for electric versions
- 100mm individually braked transportation castors
- Drop down cot sides
- MRSA resistant anti bacterial & fire retardant upholstery
- Gas spring assisted back section
- Gas spring assisted foot section (3 section only)
- Battery operation system (electric version only)
- **NEW** - Extra low entry height for wheel chair transfer
- **NEW** - World leading Linak 'High Reliability' actuators
- Upholstery available in 25 standard colours
- Manufactured in the UK and CE Marked
- 7 year warranty on the frame & 3 year warranty on all moving parts

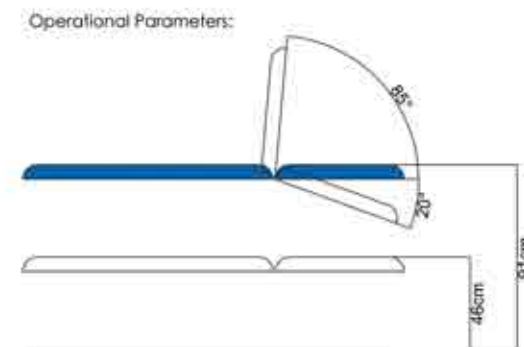
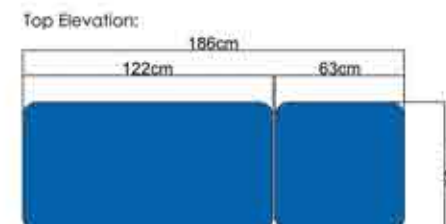
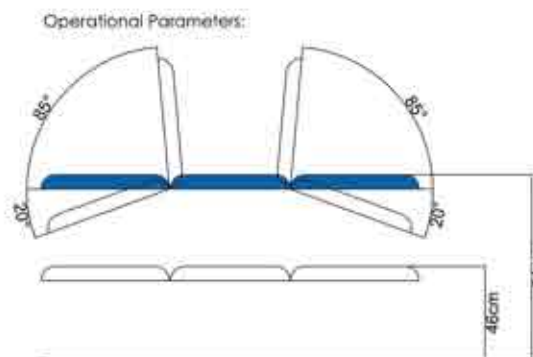
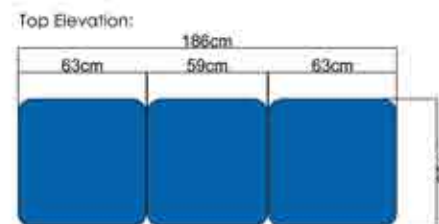
Available Options & Accessories:

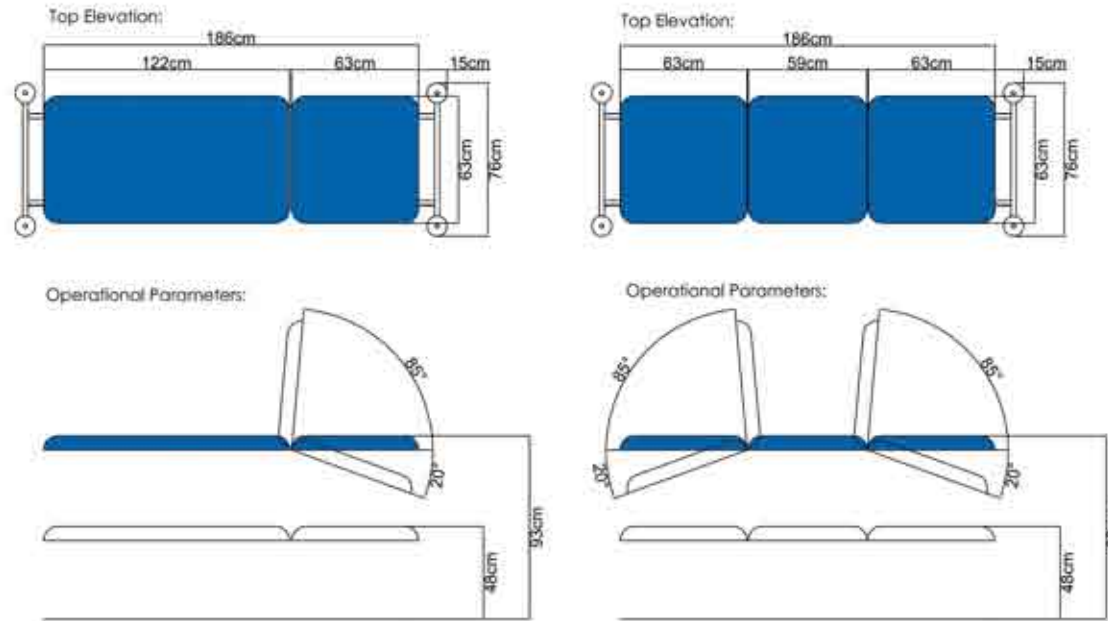
- Breathing Hole
- Paper Roll Holder
- Extra Wide Upholstery (75 cm)
- Visco Elastic Pressure Relief Cushions
- Clean Edge Base Cover (electric only)
- Foot Protection Cover
- Other standard accessories



Mechanism	Product Code
-----------	--------------

Electric - 2 Section	OP02E
Hydraulic - 2 Section	OP02H
Electric - 3 Section	OP03E
Hydraulic - 3 Section	OP03H





The Medi-Plinth patient trolley has been designed to enable examination/treatment and internal transportation. The design provides both flexibility and versatility, combining Medi-Plinths renowned features and the essential requirements for patient transport.

Standard Features:

- 260kg safe working load for electric versions
- Battery operating system for use while away from mains supply. (Electric Only)
- Single pedal operation, corridor friendly castors
- Corner bumper wheels
- Handle bar
- IV pole holder & O2 bottle holder
- Drop down cot sides
- Gas assisted back section
- MRSA resistant anti bacterial & fire retardant upholstery
- **NEW** - World leading Linak 'High Reliability' actuators
- Upholstery available in 25 standard colours
- Manufactured in the UK and CE Marked
- 7 year warranty on the frame & 3 year warranty on all moving parts

Available Options & Accessories:

- Breathing Hole
- Paper Roll Holder
- Detachable head rest
- Visco elastic pressure relief cushions
- Clean edge base cover (electric only)
- Patient security straps (shown)
- Other Standard Accessories



Mechanism

Product Code

Electric - 2 Section	BPT02E
Hydraulic - 2 Section	BPT02H
Electric - 3 Section	BPT03E
Hydraulic - 3 Section	BPT03H

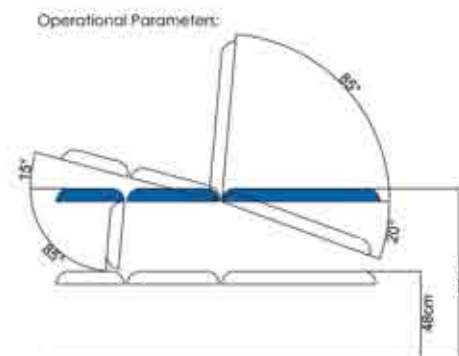
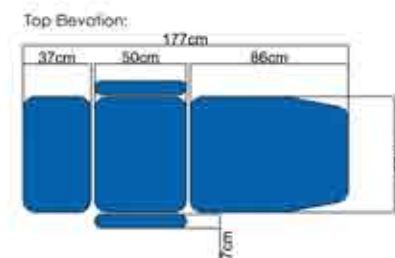
Medi-Plinth's Day Care couch is ideal for patients that spend large amounts of time seated during examinations or treatments. Designed with patient comfort in mind, this couch features a linked castor wheel system that allows for patients to be transported both safely and with ease.

Standard Features:

- 260kg safe working load for electric versions
- Central control brake/ lock/ steer transportation castors
- MRSA resistant anti bacterial & fire retardant upholstery
- Fold down sides/ armrests
- Gas spring assisted back & foot section
- Tilting seat and 15° Trendelenburg positioning
- **NEW** - Extra low entry height for wheel chair transfer
- **NEW** - World leading Linak 'High Reliability' actuators
- Upholstery available in 25 standard colours
- Manufactured in the UK and CE Marked
- 7 year warranty on the frame & 3 year warranty on all moving parts

Available Options & Accessories:

- Paper Roll Holder
- Extra Wide Upholstery (75 cm)
- Electric backrest
- Detachable headrest
- IV pole holder & O2 bottle holder (shown)
- Battery operation system
- Other standard accessories



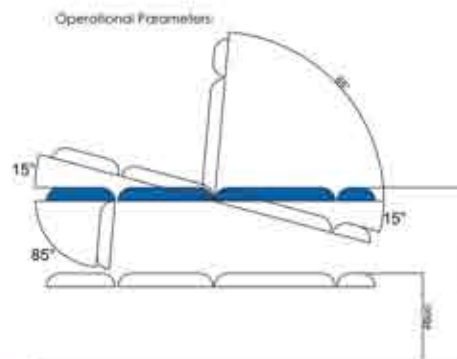
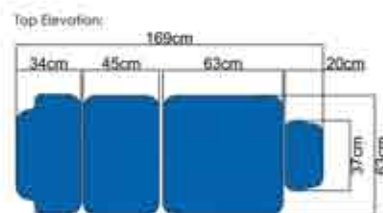
Mechanism

Product Code

Electric

DC03E

Clinical Range



Medi-Plinth is pleased to introduce its new single column Ophthalmology chair with the option of either a tilting or non-tilting seat. The compact design and stylish single column lift combined with ergonomically designed PU headrest makes this chair a must for ophthalmology procedures.

Standard Features:

- 190Kg safe working load for electric versions
- Compact design which is ideally suited when space is at a premium
- Electric backrest fitted as standard
- Fully adjustable PU headrest (PUAHR01) which provides precise patient positioning
- Full clean edge base cover to aid easy cleaning
- Adjustable PU armrests included as standard
- Retractable rubber castors
- Adjustable foot for uneven floors
- **NEW** - Extra low entry height for wheel chair transfer
- **NEW** - World leading Linak 'High Reliability' actuators
- MRSA resistant anti-bacterial & fire retardant upholstery
- Upholstery available in 25 standard colours
- Manufactured in the UK and CE Marked
- 7 year warranty on the frame & 3 year warranty on all moving parts

Available Options & Accessories:

- Footswitch Control
- Visco Elastic Pressure Relief Cushions
- IV Pole
- Electric Foot Section
- PU Adjustable Headrest (PUAHR02)



Mechanism

Electric
Electric Tilting

Product Code

OPTGO04EC
OPTGO04TEC

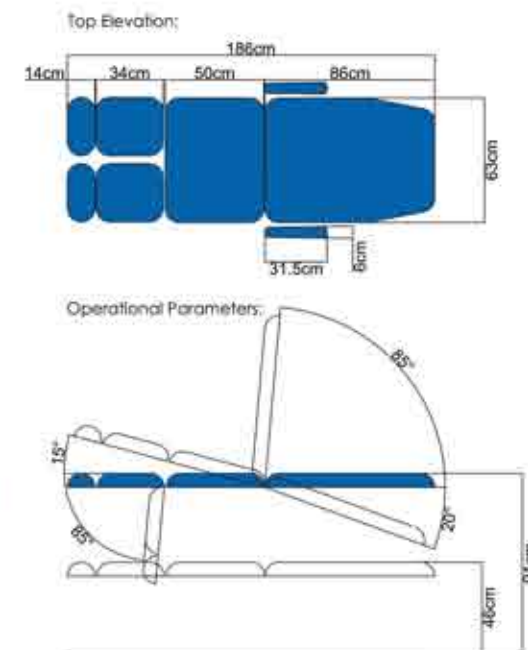
Medi-Plinth's podiatry chair focuses on patient comfort, with armrests and a long backrest that reaches head height. In addition, the mid section on the tilting podiatry tilts to create a very natural seated position with the knees raised, whilst providing a better position for the practitioner. The Medi-Plinth operator's chair is the perfect accessory to help coordinate the room.

Standard Features:

- 260kg safe working load for electric versions
- Adjustable armrests
- Divided legs with extending foot rests
- Retractable rubber castors
- Adjustable foot for uneven floors
- MRSA resistant anti bacterial & fire retardant upholstery
- Gas spring assisted back & foot section
- **NEW** - Extra low entry height for wheel chair access
- **NEW** - World leading Linak 'High Reliability' actuators
- Upholstery available in 25 standard colours
- Manufactured in the UK and CE Marked
- 7 year warranty on the frame & 3 year warranty on all moving parts

Available Options & Accessories:

- Paper roll holder
- Breathing hole
- Detachable headrest
- Electric backrest
- Detachable visco elastic pressure relief cushions
- Other standard accessories



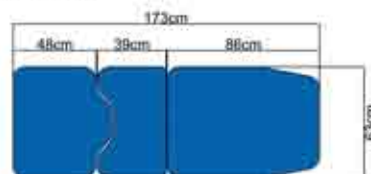
Mechanism

Electric Non Tilting
Electric Tilting

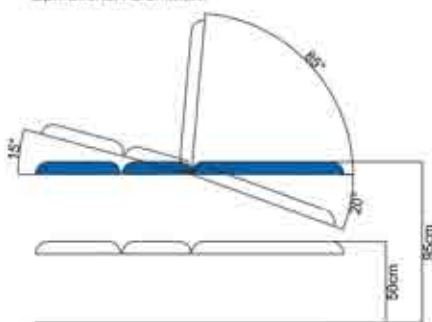
Product Code

BAC06E
BTC06E

Top Elevation:



Operational Parameters:



Medi-Plinth's new GP gynaecology couch features improved access and ergonomics for the clinician and enhanced comfort and dignity for the patient. Effortless adjustment is ensured by electric motors for height and tilt. The electric seat also enables Trendelenburg. Fully adjustable foot stirrups or knee troughs are provided as standard, as is the stainless steel tray. The Medi-Plinth operators stool is a key optional accessory which can be co-ordinated with the plinth. The GP gynae can also be used as a standard 2 section plinth.

Standard Features:

- Excellent lithotomy access and foot-room for the clinician
- Removable leg section enables couch to be used as a standard two section
- 260kg safe working load for electric versions
- Retractable rubber castors
- Adjustable foot for uneven floors
- Stainless steel tray included
- Gas spring assisted back section
- **NEW** - World leading Linak 'High Reliability' actuators
- Upholstery available in 25 standard colours
- Manufactured in the UK and CE Marked
- 7 year warranty on the frame & 3 year warranty on all moving parts

Available Options & Accessories:

- Paper roll holder
- Fold down arm loops (shown)
- Detachable head rest (shown)
- Electric backrest
- Wall rack or trolley for storage of leg section



Mechanism

Electric with Stirrups
Electric with Troughs
Electric with Foot Pad

Product Code

GY02ES
GY02ET
GY02EP

Clinical Range

Medi-Plinth's ultra gynaecology plinth features three electric motors for height, tilt and backrest control ensuring easy patient positioning and enabling the Plinth to be moved into Trendelenburg position. Fully adjustable soft rubber knee troughs are provided as standard, as is the stainless steel tray.

Standard Features:

- 260kg safe working load for electric versions
- Retractable rubber castors
- Adjustable foot for uneven floors
- Lithotomy recess
- MRSA resistant anti bacterial & fire retardant upholstery
- Electric variable height, tilting seat & backrest
- 3 motors for precise patient positioning
- Stainless steel tray included
- **NEW** - World leading Linak 'High Reliability' actuators
- Upholstery available in 25 standard colours
- Manufactured in the UK and CE Marked
- 7 year warranty on the frame & 3 year warranty on all moving parts

Available Options & Accessories:

- Breathing hole
- Foot switch
- Paper roll holder
- Operators stool
- Other standard accessories

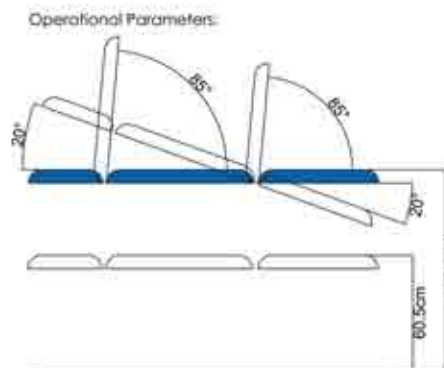
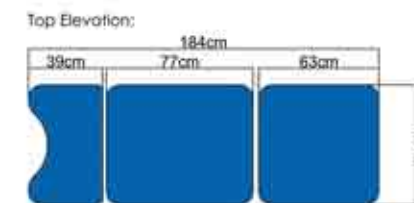


Mechanism

Product Code

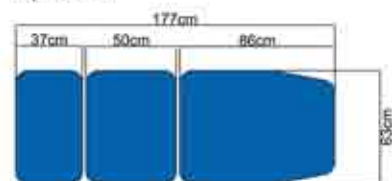
Electric with Stirrups
Electric with Troughs
Electric with Foot Pad

GY04ES
GY04ET
GY04EF

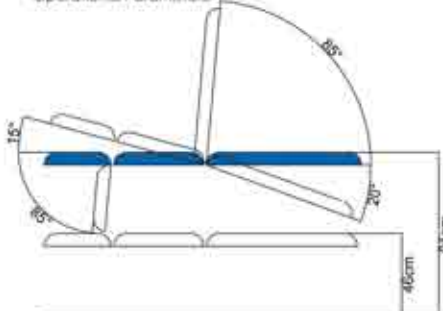


Clinical Range

Top Elevation:



Operational Parameters:



Medi-Plinth's ultrasound couch provides smooth and effortless patient positioning with electric variable height, electric tilt (providing Trendelenburg facility) and gas spring assisted back and leg sections.

Standard Features:

- 260kg safe working load for electric versions
- Electric tilt facility to allow for Trendelenburg positioning
- Retractable rubber castors
- Adjustable foot for uneven floors
- MRSA resistant anti bacterial & fire retardant upholstery
- Gas spring assisted head & foot sections
- Extra low entry height for wheel chair transfer
- **NEW** - World leading Linak 'High Reliability' actuators
- **NEW** - Extra low entry height for wheel chair access
- Upholstery available in 25 standard colours
- Manufactured in the UK and CE Marked
- 7 year warranty on the frame & 3 year warranty on all moving parts

Available Options & Accessories:

- Breathing hole
- Paper roll holder
- Detachable head rest
- Electric back rest
- Operators stool
- Other standard accessories



Clinical Range

Mechanism

Product Code

Electric

US03TE

The echocardiography plinth has a number of specific features to enable excellent positioning. The extended mid section provides comfortable seating, while the shaped backrest provides clinicians improved access to the patient during scanning. The padded support handles also allow for patients to comfortably lie towards the edge of the couch with complete confidence.

The optional tilt facility enables the couch to be moved into Trendelenburg position when necessary.

Standard Features:

- 260kg safe working load for electric versions
- 2 patient steadying handles, which can be used on either side
- Retractable rubber castors
- Adjustable foot for uneven floors
- MRSA resistant anti bacterial & fire retardant upholstery
- Extending operator seat section that can be fitted either side
- Gas spring assisted back section
- **NEW** - World leading Linak 'High Reliability' actuators
- **NEW** - Extra low entry height for wheel chair transfer
- Upholstery available in 25 standard colours
- Manufactured in the UK and CE Marked
- 7 year warranty on the frame & 3 year warranty on all moving parts

Available Options & Accessories:

- Paper roll holder
- Extra wide upholstery (75 cm)
- Visco elastic pressure relief cushions
- Clean edge base cover (electric only)
- Battery operation system (electric only)
- Other standard accessories

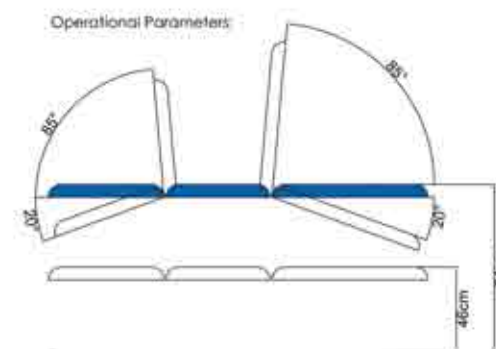
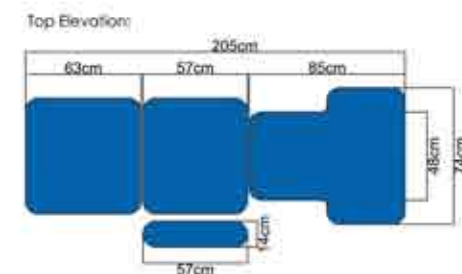


Mechanism

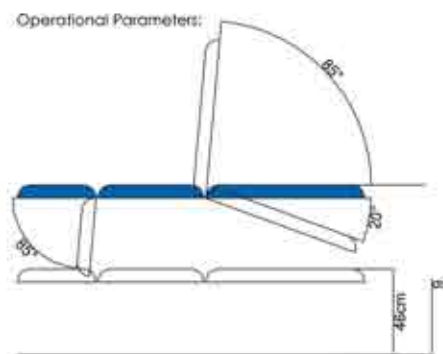
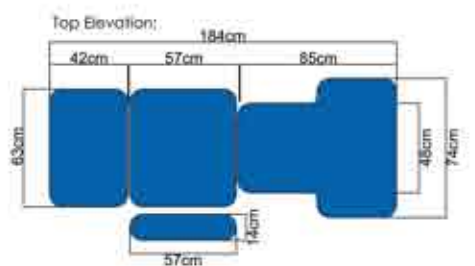
Electric Non Tilting
Electric Tilting

Product Code

ECG03E
ECG03T



Clinical Range



To help elevate space constraints in busy imaging departments or doctors' surgeries, this newly designed plinth combines the essential requirements for Echocardiography and Ultrasound.

Standard Features:

- 260kg safe working load for electric versions
- Standard 3 section
- Gas spring operated back & foot sections
- Retractable rubber castors
- 2 patient steadying handles, which can be changed side to side
- Adjustable foot for uneven floors
- MRSA resistant & fire retardant anti-bacterial upholstery
- Extending operator seat section that can be fitted either side
- Electric Trendelenburg on tilting version only
- **NEW** - World leading Linak 'High Reliability' actuators
- **NEW** - Extra low entry height for wheel chair transfer
- Upholstery available in 25 standard colours
- Manufactured in the UK and CE Marked
- 7 year warranty on the frame & 3 year warranty on all moving parts

Available Options & Accessories:

- Breathing hole
- Paper roll holder
- Detachable head rest
- Visco elastic pressure relief cushions
- Other standard accessories



Clinical Range

Mechanism

Electric
Hydraulic
Electric Tilting

Product Code

USE03E
USE03H
USE03TE

This Single Section Couch is ideal for use in the care of disabled or dependent people and comes in a variety of lengths to suit patient ages and your requirements.

We recommend purchasing cot sides for added safety (see optional accessories).

Standard Features:

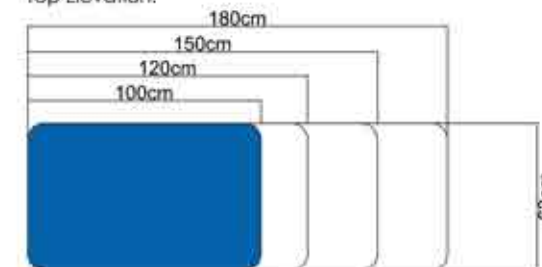
- 260 Kg safe patient weight for electric models
- MRSA Resistant Anti Bacterial & Fire Retardant Upholstery
- Available in Four different Lengths (please specify length when ordering):
100cm, 120cm, 150cm & 180cm
- Retractable Rubber Castors
- Adjustable Foot for uneven floors
- **NEW** - World leading Linak 'High Reliability' actuators
- **NEW** - Extra low entry height for wheel chair transfer
- Upholstery available in 25 standard colours
- Manufactured in the UK and CE Marked
- 7 year warranty on the frame & 3 year warranty on all moving parts

Available Options & Accessories:

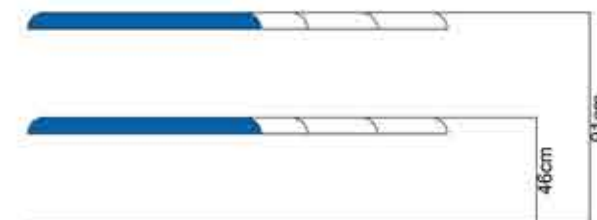
- Paper Roll Holder
- Extra Wide Upholstery (75cm)
- Padded Cot Sides (shown)



Top Elevation:



Operational Parameters:



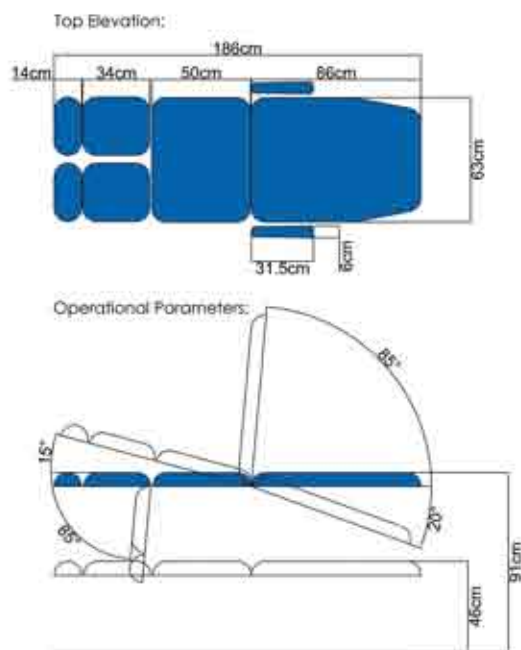
Mechanism

Electric
Hydraulic

Product Code

BA01E
BA01H

Clinical Range



Medi-Plinth's Oncology Chair focuses on patient comfort, with armrests and a long backrest that reaches head height. In addition, the mid section on the tilting Oncology Chair tilts to create a very natural seated position with the knees raised.

Standard Features:

- 260kg safe working load for electric versions
- Adjustable arm rests
- Retractable rubber castors
- Adjustable foot for uneven floors
- MRSA resistant anti bacterial & fire retardant upholstery
- Full lay flat capability
- **NEW** - World leading Linak 'High Reliability' actuators
- **NEW** - Extra low entry height for wheel chair transfer
- Upholstery available in 25 standard colours
- Manufactured in the UK and CE Marked
- 7 year warranty on the frame & 3 year warranty on all moving parts

Available Options & Accessories:

- Breathing Hole
- Paper Roll Holder
- Detachable Head Rest
- Electric Back Rest
- Electric Single Section Leg Rest
- Visco Elastic Pressure Relief Cushions
- Lower 46 cm Entry Seat Height
- Fully Adjustable Padded Arm Tables
- Clean Edge Base Cover



Clinical Range

Mechanism

Electric
Electric Tilting

Product Code

ON06E
ON06TE

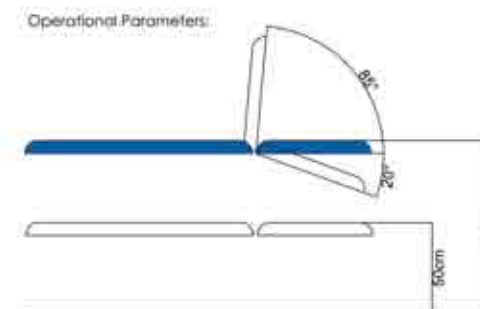
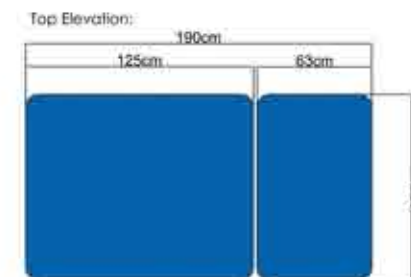
Medi-Plinth's 2 Section Bo-Plinth is ideal for treating heavier patients with neurological conditions and head injuries. Its sturdy wide top makes the couch safe for the therapist to treat the patient with both ease and comfort in mind.

Standard Features:

- 320kg (50 stone) safe working load on electric versions
- Dual gas assisted back section
- MRSA resistant anti-bacterial & fire retardant upholstery
- Manufactured in the UK and CE Marked
- **NEW** - Heavy Duty adjustable foot for uneven floors
- **NEW** - World leading Linak 'High Reliability' actuators
- **NEW** - Extra low entry height for wheel chair transfer
- Upholstery available in 25 standard colours
- Manufactured in the UK and CE Marked
- 7 year warranty on the frame & 3 year warranty on all moving parts

Available Options & Accessories:

- Paper roll holder
- Breathing hole (shown)
- Padded Cot sides
- Battery operating system
- Electric backrest
- Other standard accessories



Mechanism

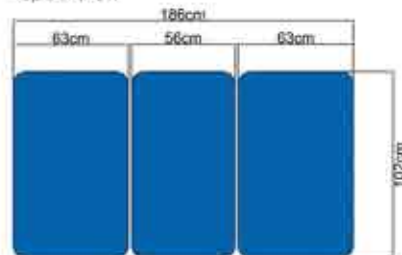
Electric
Hydraulic

Product Code

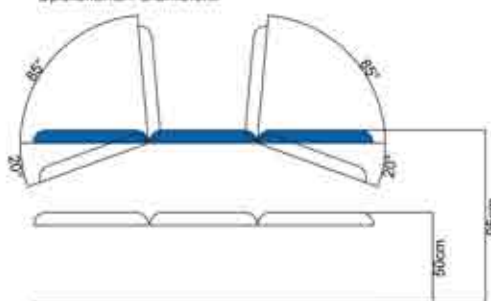
BO01E
BO01H

Clinical Range

Top Elevation:



Operational Parameters:



Medi-Plinth's **New** 3 Section Bo-Plinth is ideal for treating neurological conditions and head injuries. Its sturdy wide top makes the couch safe for the therapist to work on together with the patient.

Standard Features:

- 320kg (50 stone) safe working load electric versions
- Dual gas assisted back & foot sections
- MRSA resistant anti-bacterial & fire retardant upholstery
- Manufactured in the UK and CE Marked
- **NEW** - Heavy Duty adjustable foot for uneven floors
- **NEW** - World leading Linak 'High Reliability' actuators
- **NEW** - Extra low entry height for wheel chair transfer
- Upholstery available in 25 standard colours
- Manufactured in the UK and CE Marked
- 7 year warranty on the frame & 3 year warranty on all moving parts

Available Options & Accessories:

- Breathing hole (shown)
- Paper roll holder
- Transportation castors
- Padded Cot sides
- Battery operating system
- Visco elastic pressure relief cushions
- Electric back & foot sections
- Other standard accessories



Clinical Range

Mechanism

Electric

Product Code

BO03E

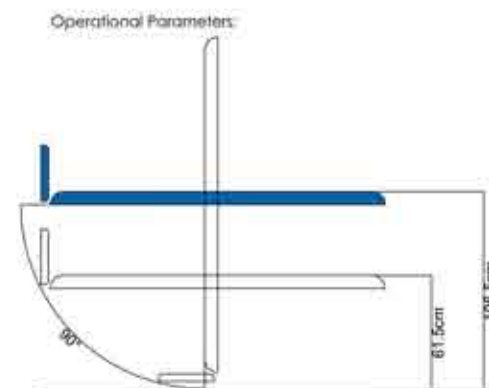
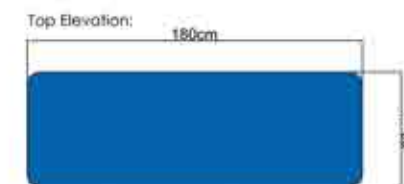
Medi-Plinth's **New** Tilt Table is ideal for treating neurological conditions and head injuries. Its sturdy wide top makes the couch safe for the therapist to work on together with the patient.

Standard Features:

- Large lockable Castors suitable for patient transportation
- Electric Height & Tilt Control
- Patient Handles
- Inclinator supplied as standard
- MRSA Resistant Anti Bacterial & Fire Retardant Upholstery
- 3 Velcro Harnesses
- 180kg safe working load
- **NEW** - World leading Linak 'High Reliability' actuators
- Upholstery available in 25 standard colours
- Manufactured in the UK and CE Marked
- 7 year warranty on the frame & 3 year warranty on all moving parts

Available Options & Accessories:

- Paper roll holder (shown)
- Tilting Patient's Table
- Tilting Foot Board (shown)



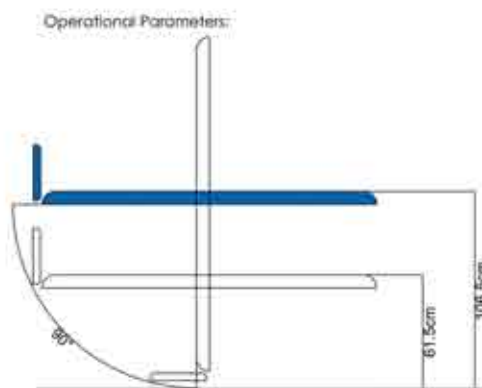
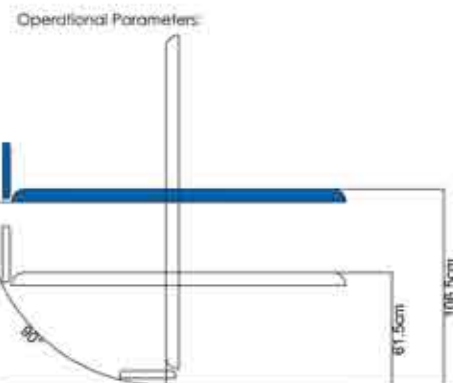
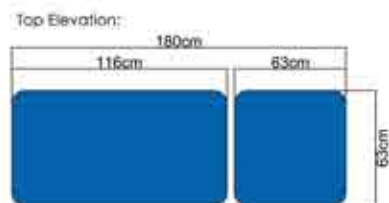
Mechanism

Product Code

Electric

T01E

Clinical Range



Clinical Range

The Medi-Plinth Tilt Table range has been complemented with both 2 Section and Split Leg Models. The Split Leg Table has the same function-ality as the standard Tilt Table but allows the patient's legs to be strapped separately, providing a greater feeling of security for the patient.

The 2 Section Tilt Table again has the same functionality as the standard Tilt Table but with an added adjustable Backrest, which makes the table extremely versatile, enabling it to be used as a general examination couch as well as a Tilt Table.

Standard Features:

- Large Lockable Castors suitable for patient transportation
- Electric Height & Tilt Control
- Patient Handles
- Inclinator supplied as standard
- MRSA Resistant Anti Bacterial & Fire Retardant Upholstery
- 4 Velcro Harnesses (Split Leg) 3 Velcro Harnesses for 2 Section
- 180kg safe working load
- Gas Spring Assisted Back Section (2 Section Model)
- NEW - World leading Linak 'High Reliability' actuators
- Upholstery available in 25 standard colours
- Manufactured in the UK and CE Marked
- 7 year warranty on the frame & 3 year warranty on all moving parts

Available Options & Accessories:

- Paper Roll Holder
- Tilting Patient's Table
- Tilting Foot Board



Mechanism

Electric with Split Leg
Electric 2 Section

Product Code

T02E
T03E

With the increasing requirement for examination couches with the capability of supporting extremely heavy patients, Medi-Plinth have designed this range of Electric Lift models that combine a safe working load/lifting capacity of 320kgs.

They also feature extra wide upholstery for maximum patient comfort. Optional accessories can be added to suit the clinician's requirements.

Standard Features:

- 320kg (50 stone) safe working load
- Electric back section
- MRSA resistant anti-bacterial & fire retardant upholstery
- **NEW** - Heavy Duty adjustable foot for uneven floors
- **NEW** - World leading Linak 'High Reliability' actuators
- **NEW** - Extra low entry height for wheel chair transfer
- Upholstery available in 25 standard colours
- Manufactured in the UK and CE Marked
- 7 year warranty on the frame & 3 year warranty on all moving parts

Available Options & Accessories:

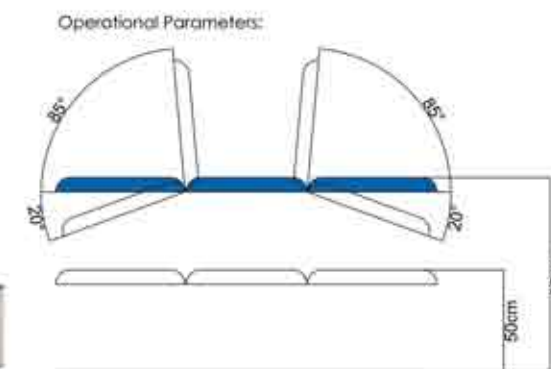
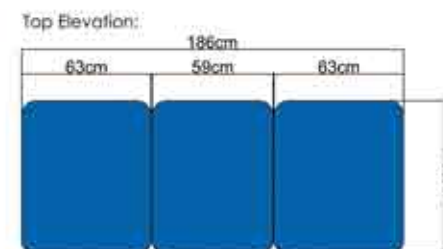
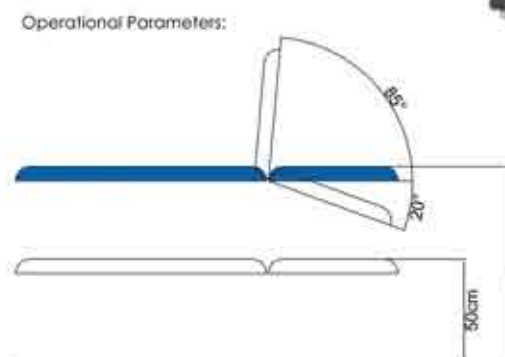
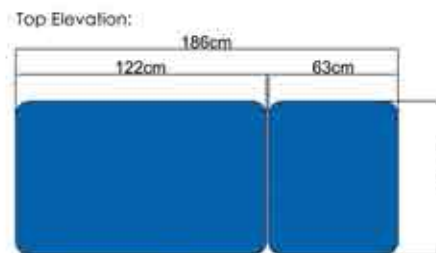
- Paper roll holder
- Breathing hole
- Transportation castors
- Heavy duty adjustable armrests
- Electric foot section (Highly recommended)

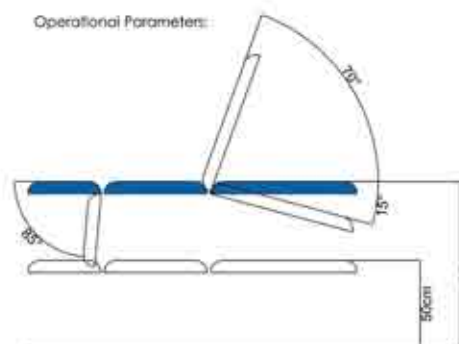
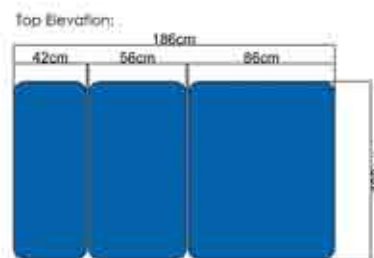


Mechanism

Product Code

Electric 2 Section 75cm	BARI0275
Electric 3 Section 75cm	BARI0375
Electric 2 Section 100cm	BARI02100
Electric 3 Section 100cm	BARI03100





Medi-Plinths Bariatric range of drop end couches provide the ultimate support while treating extremely heavy patients. Featuring extra wide upholstery, this Bariatric couch is the premium choice for advanced patient positioning, and comfort, while consulting larger patients.

Standard Features:

- 320Kg Safe Working Load (50 Stone)
- Electric back
- Retractable rubber castors
- Adjustable foot for uneven floors
- MRSA Resistant and fire retardant upholstery
- **NEW** - Heavy Duty adjustable foot for uneven floors
- **NEW** - World leading Linak 'High Reliability' actuators
- Upholstery available in 25 standard colours
- Manufactured in the UK and CE Marked
- 7 year warranty on the frame & 3 year warranty on all moving parts

Available Options & Accessories:

- Breathing Hole
- Transportation Castors
- Paper Roll Holder
- Heavy Duty Adjustable Arm Rests
- Super Soft Upholstery



Clinical Range

Mechanism

Electric 75cm Wide
Electric 100cm Wide

Product Code

BARI0375DE
BARI03100DE

Medi-Plinth's Dialysis chair is designed with comfort in mind for the duration of dialysis. The specially designed upholstery uses a composite of low and medium density shaped cushions to provide both comfort and support.

Standard Features:

- 260Kg Safe Working Load for Electric Versions
- Electric Variable Height
- Electric Back Section
- Retractable Rubber Castors
- Adjustable Foot for uneven Floors
- MRSA Resistant Anti-Bacterial & Fire Retardant Upholstery
- Detachable Headrest (not shown)
- Extra Wide Upholstery (75cm)
- Multi Position & Fold Away Armrests
- Sliding Adjustable Footrest
- **NEW** - World leading Linak 'High Reliability' actuators
- Upholstery available in 25 standard colours
- Manufactured in the UK and CE Marked
- 7 year warranty on the frame & 3 year warranty on all moving parts

Available Options & Accessories:

- Paper Roll Holder
- Foot Switch Control
- IV Pole
- Flexible Patient Table
- Electric Tilting Seat

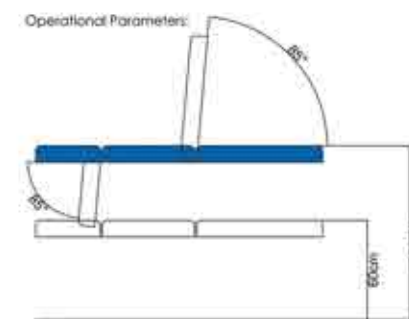
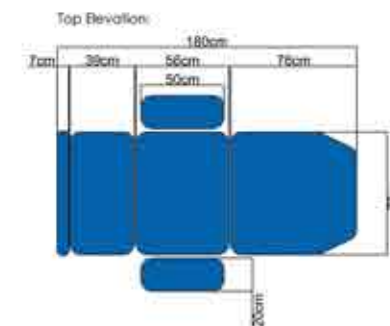


Mechanism

Electric (Non Tilting)
Electric Tilting

Product Code

DA04E
DA04TE

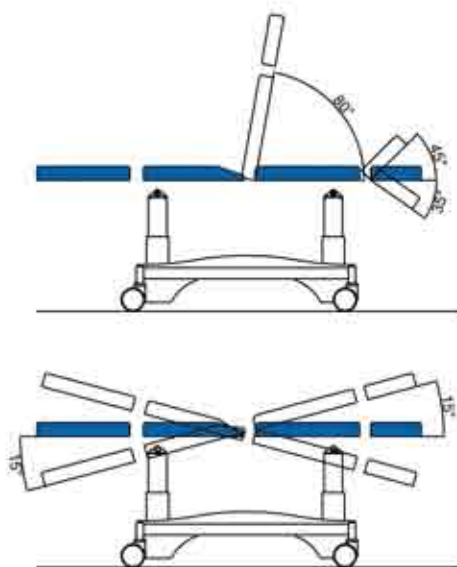
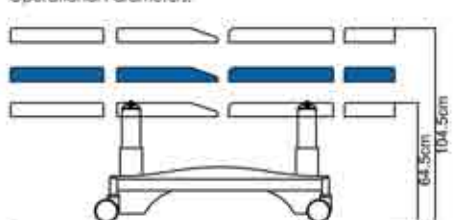


Clinical Range

Top Elevation:



Operational Parameters:



The Mobile Operating Table offers an extremely rigid and stable operating platform that can be tailored to the precise needs of the clinician. The built in battery system provides full functionality of the table for extended periods while away from mains power supply. In addition, a wide range of Medi-Plinth accessories can be added for greater flexibility during surgical procedures.

Standard Features:

- Electric variable height, backrest, and tilt adjustment
- Trendelenburg and reverse Trendelenburg positioning
- Built in battery system for full functionality while unplugged from mains supply
- All sections have X-Ray translucent surfaces with full length cassette tray for film or DR
- Linked Castor Base creates option for castors to run freely, a two wheel steering lock, or to be fully braked.
- Removable split leg sections with Lithotomy recess in seat section.
- Mattresses are anti static coated and can be removed for cleaning.
- Each mattress features an anti microbial air filter panel.
- Manufactured in the UK and CE Marked
- 7 year warranty on the frame & 3 year warranty on all moving parts



Clinical Range

Mechanism

Product Code

Electric

DS01

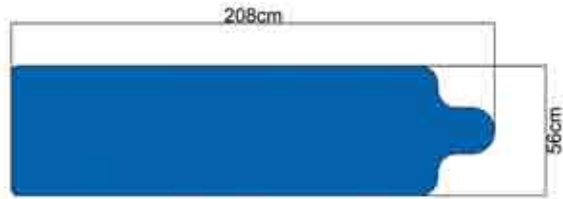
The Mobile Operating Table is available with a wide range of accessories to further aid the needs of the clinician. Accessories such as the transportation package includes side rails and bumper wheels allowing for patients to be transported safely, the gynae pack allows for numerous gynaecology procedures to be conducted both safely and discreetly, and fold down side rails can be included for increased patient safety.



Options & Accessories	Order Code
Full Length Accessory Rails	01
Gynae Package (Troughs, Stainless Steel Tray & Mounting Brackets)	02
Fold Down Side Rails	03
Foot Switch Control	04
Transportation Package (Bumper Wheels and Handle Bar)	06
IV Pole and Brackets (Fits to Accessory Rail)	07



Top Elevation:



Operational Parameters:



Designed for a wide range of applications, including: Day Surgery, Vascular Studies and Pain Management Procedures.

This table combines a 150 cm of artefact free imaging platform with the Medi-Plinth proven lift technology.

It has a low ride height, provides superb access for the most challenged of patients and the range of available accessories provide artefact free positioning solutions for most procedures.

Standard Features:

- Full Unobstructed "C" Arm Access
- 2060 mm long
- 560 mm wide
- Low Height 45.5 cm (excluding mattress)
- High Height 90.5 cm (excluding mattress)
- Maximum Patient Weight 180 Kg
- Pressure Relieving Mattress as standard
- Pushing and Positioning Handle
- Manufactured in the UK and CE Marked
- 7 year warranty on the frame & 3 year warranty on all moving parts

Available Options & Accessories:

- Foot Control Switch.
- Carbon Fibre Arm Boards
- Patient Positioning Straps
- Carbon Fibre Head Hole
- Detachable Accessory Rail
- Single Pedal Linked Castors
- Patient Mattress

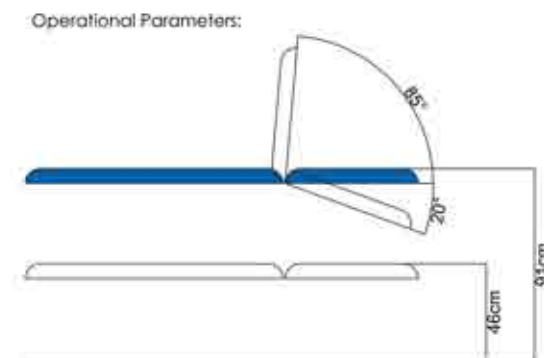
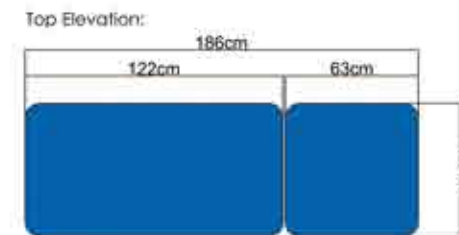
Medi-Plinth is pleased to introduce its new range of rehabilitation products which provide increased stability while incorporating a number of features dedicated to rehabilitation and physiotherapy procedures.

The 2 section rehabilitation couch offers a robust platform from which clinicians can work, this includes a dual gas assisted head section which provides improved section stability, and enhanced patient positioning.

A number of popular options and accessories can be added to the plinth making it both versatile and cost effective.

Standard Features:

- 260Kg safe working load for electric versions
- Paper roll holder fitted as standard
- Dual gas assisted backrest for additional section stability
- Stitched key hole shaped breathing hole and bung to provide enhanced patient comfort
- Footswitch included as standard
- Upholstery gusset
- Retractable, easy clean 'Tente' castors
- Adjustable foot for uneven floors
- MRSA resistant anti-bacterial & fire retardant upholstery
- **NEW** - Extra low entry height for wheel chair transfer
- **NEW** - World leading Linak 'High Reliability' actuators
- Upholstery available in 25 standard colours
- Manufactured in the UK and CE Marked
- 7 year warranty on the frame & 3 year warranty on all moving parts



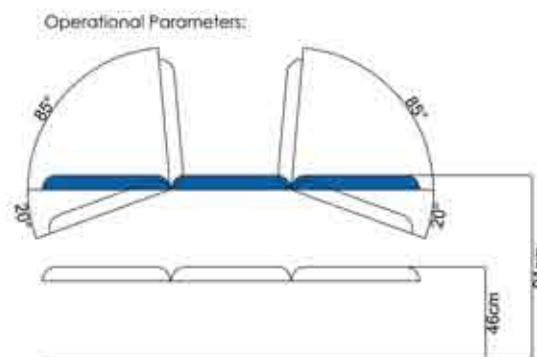
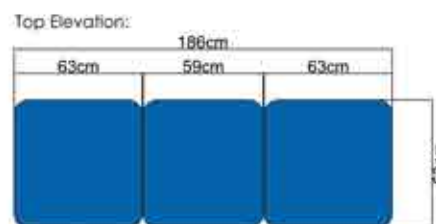
Mechanism

Product Code

Electric

PHYS02E

Rehabilitation Range



Medi-Plinth is pleased to introduce its new range of rehabilitation products which provide increased stability while incorporating a number of features dedicated to rehabilitation and physiotherapy procedures.

The 3 section rehabilitation couch offers a robust platform from which clinicians can work, this includes a dual gas assisted head section & foot which provides improved section stability, and enhanced patient positioning.

A number of popular options and accessories can be added to the plinth making it both versatile and cost effective.

Standard Features:

- 260Kg safe working load for electric versions
- Paper roll holder fitted as standard
- Dual gas assisted backrest for additional section stability
- Stitched key hole shaped breathing hole and bung to provide enhanced patient comfort
- Footswitch included as standard
- Upholstery gusset
- Retractable, easy clean 'Tente' castors
- Adjustable foot for uneven floors
- MRSA resistant anti-bacterial & fire retardant upholstery
- **NEW** - Extra low entry height for wheel chair transfer
- **NEW** - World leading Linak 'High Reliability' actuators
- Upholstery available in 25 standard colours
- Manufactured in the UK and CE Marked
- 7 year warranty on the frame & 3 year warranty on all moving parts



Medi-Plinths newly developed 7 section provides optimum functionality and easy positioning for a number of physiotherapy procedures. The 7 section incorporates Medi-Plinth's tried and tested lift system in conjunction with a number of clever and innovative manipulation orientations, providing a stable platform from which therapists can work.

Standard Features:

- Breathing hole fitted as standard
- Gas assisted foot, head, and mid section
- Drop down arm and shoulder rests allowing the therapist greater access to patients
- Breaking centre section allows for postural drainage and spinal manipulation
- **NEW** - World leading Linak 'High Reliability' actuators
- **NEW** - Extra low entry height for wheel chair transfer
- MRSA resistant, anti bacterial and fire retardant upholstery
- Height adjustable arm rests
- Retractable rubber castors
- Safe working load of 260Kg
- Upholstery available in 25 standard colours
- Manufactured in the UK and CE Marked
- 7 year warranty on the frame & 3 year warranty on all moving parts

Available Options & Accessories:

- Paper Roll Holder
- Footswitch Control
- Detachable Head Rest
- Linked Castor Base
- Electric Central Section
- Clean Edge Base Cover

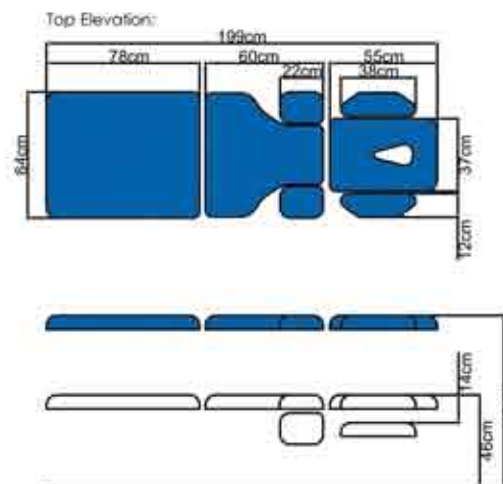


Mechanism

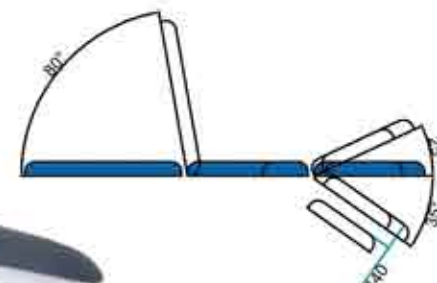
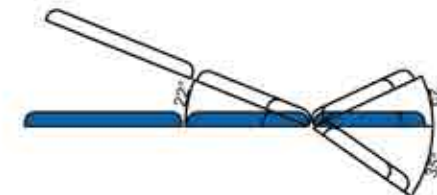
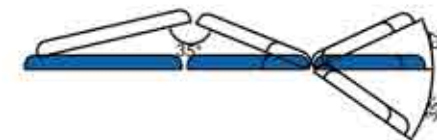
Electric

Product Code

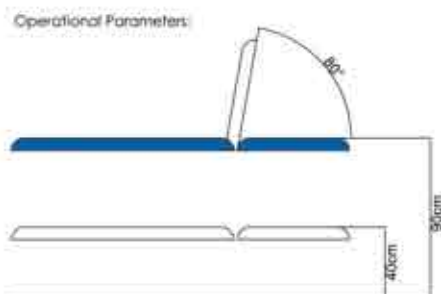
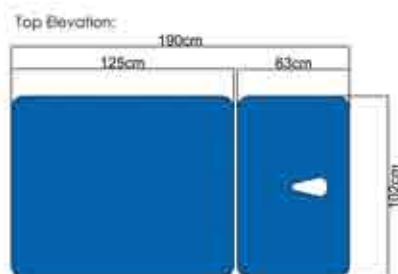
BA07E



Operational Parameters:



Rehabilitation Range



Medi-Plinth is pleased to introduce its new range of rehabilitation products which provide increased stability while incorporating a number of features dedicated to rehabilitation and physiotherapy procedures.

The 2 section Low Bo Plinth offers a robust platform from which clinicians can work, this includes electrically operated head section which provides great section stability, and easy patient positioning.

A number of popular options and accessories can be added to the plinth making it both versatile and cost effective.

Standard Features:

- 320Kg safe working load for electric versions
- Paper roll holder fitted as standard
- Electrically operated backrest for great section stability
- Stitched key hole shaped breathing hole and bung to provide enhanced patient comfort
- Footswitch included as standard
- Upholstery gusset
- Retractable, easy clean 'Tente' castors
- Adjustable foot for uneven floors
- MRSA resistant anti-bacterial & fire retardant upholstery
- **NEW** - Extra low entry height for wheel chair transfer
- **NEW** - World leading Linak 'High Reliability' actuators
- Upholstery available in 25 standard colours
- Manufactured in the UK and CE Marked
- 7 year warranty on the frame & 3 year warranty on all moving parts



Medi-Plinth is pleased to introduce its new range of rehabilitation products which provide increased stability while incorporating a number of features dedicated to rehabilitation and physiotherapy procedures.

The Low Mat Table offers a robust platform from which clinicians can work.

A number of popular options and accessories can be added to the table making it both versatile and cost effective.

Standard Features:

- 320Kg safe working load for electric versions
- Paper roll holder fitted as standard
- Footswitch included as standard
- Retractable, easy clean 'Tente' castors
- Adjustable foot for uneven floors
- MRSA resistant anti-bacterial & fire retardant upholstery
- **NEW** - Extra low entry height for wheel chair transfer
- **NEW** - World leading Linak 'High Reliability' actuators
- Upholstery available in 25 standard colours
- Manufactured in the UK and CE Marked
- 7 year warranty on the frame & 3 year warranty on all moving parts



Available Options & Accessories:


- Padded Cot sides
- Battery operating system
- Other standard accessories

Mechanism

Electric

Product Code

PHYSMT01E

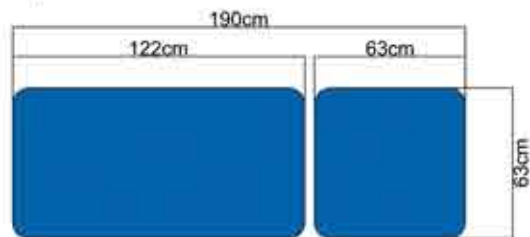


Operational Parameters:

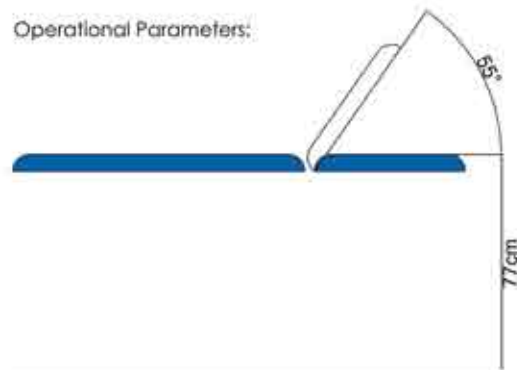


Rehabilitation Range

Top Elevation:



Operational Parameters:



Rehabilitation Range

Medi-Plinth's Practice Plinth is a favourite because it's great value for money and it's durable design allows for it to be used in a number of medical environments.

It has a sturdy, epoxy powder coated frame and includes a paper roll holder fitted as standard that can be attached in various positions best suited to the clinician's needs. The Practice Plinth also comes available in a wide range of colours to suit any room, see page above.

Standard Features:

- Paper roll holder supplied as standard
- Gusset between upholstery sections included to maintain effective infection control
- Available in a choice of 19 vinyl colours
- 3 year guarantee (excludes upholstery)
- Delivery and installation available by one of our fully trained engineers
- Safe Working Load of 180Kg

Available Options & Accessories:

- Breathing Hole
- Single/ Dual Steps
- Retractable Gynaecological stirrups
- Retractable Gynaecological Troughs



Product Code

PP02

If you have a specific need that is not catered for in our standard range of products, we are happy to discuss with you how we can design and manufacture a bespoke solution for you at a reasonable cost.

Speak to one of our specialists today on: 01473 212010 or via email: sales@medi-plinth.co.uk





Warranty and Couch Servicing & Safety Inspection

Your couch is very robustly constructed and will operate for many years without attention. It also comes with a comprehensive parts and labour warranty to cover manufacturing or material defects of 7 years for the frame and 3 years for other parts. Damage or loss of parts during use could shorten the life of the couch, or in extreme cases render the couch un-safe to use. For this reason we recommend that you arrange for our Trained Technician to undertake a Safety Inspection and Service.

Safety Inspection and Service consists of:

- Full safety inspection
- Lubricate all pivot points
- Check upholstery*
- Replace any missing or damaged caps FOC
- Advise replacement of other parts
- Check brake system and stability
- Functionally check all movements
- Touch up damaged paint (colour match for uncommon colours is not guaranteed)
- Anti-Septic clean down
- Fit any pre-ordered upholstery sections

Examination Couch Re-Upholstery

*Torn or damaged upholstery sections represent a significant infection control risk. Therefore Medi-plinth offer a full range of replacement upholstery sections for all our couches.

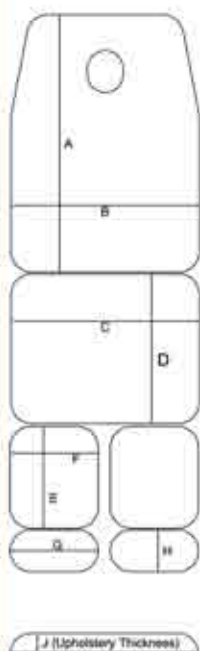
If you require replacement upholstery, please visit our website and select "Services" from the menu and select "Re-Upholstery". Please select the couch you require repairing and fill in the form with the correct dimensions and colour.

Remember we can Re-Upholster any Examination Couch, not just Medi-Plinth! We just need the dimensions and the vinyl colour required.


When requesting a quote, please remember these key points:

- Advise if you require a face hole in the section you are ordering.
- Advise the length, width and total thickness of the section.
- Choose the colour you require from our standard colour selection. If you require a different colour we may be able to source the vinyl for orders of 10 sections or more.
- If the section you require is a single leg section advise H, E and F dimensions that are shown on the split leg diagram.
- To avoid colour match problems we offer a special discount if the whole couch is being re-upholstered.
- If you wish for our engineer to visit to install the section(s) please tick the box.

Examination Chair



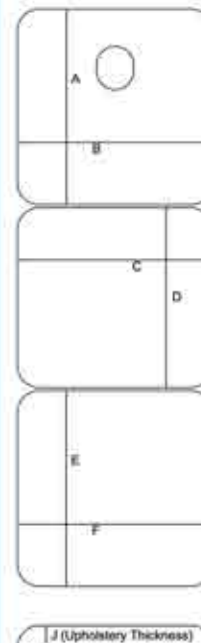
1 Section Couch



2 Section Couch



3 Section Couch



Upholstery on Medi-Plinth couches have been developed over many years to eliminate folding, stitching and minimise creasing. This ensures smooth coverage and easy maintenance of infection control.

Upholstery comes in 25 standard colours. All of the upholstery is upholstered in durable and comfortable vinyl which inhibits MRSA (3352 Methicillin resistant to Staphylococcus Aurous) Bio-Pruf treated to resist the growth of mould, mildew and odour causing microbes. The Vinyl is also fire retardant. Most couches are available in 750mm extra wide upholstery, which offers improved general comfort and access especially when treating larger patients. Please kindly note that you will be required to include your vinyl selection as part of your couch order.

Resistance to Stains and Chemicals:

The fabrics are resistant to most mild acids, alkalis and household stains. Some substances such as ballpoint pen, lipstick, newsprint and food colourings may be absorbed by the vinyl and cause permanent staining. This can be minimised by immediate cleaning with a damp soapy cloth or sponge.

Care should be taken to protect the vinyl from oil based products (including body oils) as continued contact will cause the vinyl to harden.

Cleaning:

To maintain their appearance, the fabrics should be cleaned regularly to remove fatty substances and soiling. Light soiling can be removed by wiping with a damp, soapy cloth or sponge and subsequent rinsing with water before drying. If dirt is ingrained, the surface may be scrubbed with a soft brush. For stubborn stains a mix of 1 part methylated spirits to 5 parts water may be used. A very mild antiseptic may also be used if required.

Caution: Do not use chemical bleaching materials, solvents, abrasive cleaners, wax polish or aerosol spray polishes. The use of these substances is likely to be harmful to PVC coated fabrics and repeated use can result in the removal of the plasticiser of the PVC compound, which will result in hardening and subsequent cracking of the material surface.





1. **VS01 - Visco Elastic Memory Foam Mattress**
This removable, easy to clean mattress replaces standard upholstery for medical applications. Also available in Anti Static Black
2. **CE2 - The Clean Edge Base Cover**
The 'Clean Edge' base cover provides an easily wiped clean acrylic capped ABS cover over the base mechanism. Giving a more stylish visual impression, the cover is ideal combined with anti static mattress options for aseptic areas
3. **LCB01 - Linked Castor Base System**
The linked castor system is an ideal solution for patient transport. A single pedal either locks and brakes all four wheels, or enables two wheels to be directionally locked to provide ease of steering.

For fine positioning all four wheels can swivel allowing sideways positioning
4. **BOS - Battery Operating System**
This is more than a battery back up. This system enables 25+ lift cycles on a full charge enabled the couch to used while away from a mains power supply
5. **EB02 - Electric Tilting Seat**
Upgrade to electric tilting seat improved patient positioning and Tredenburg positioning
6. **BR01 - Heat Formed Breathing Hole**
7. **BR02 - Stitched Breathing Hole**
8. **EB01 - Electric Backrest**
9. **EW01 - Extra Wide Upholstery**
Extra wide upholstery provides for a wider patient surface at 75cm as opposed to standard 63cm wide upholstery
10. **CA02 - Transportation Castors**
Transportation castors can be added at no additional charge to enable transportation of patients
11. **DE01 - Adjustable Arm Rests**
12. **BE01 - Bariatric Arm Rests**
13. **PT02 - Tilting Patient Table**
For use alongside Tilt Tables, this table provides a multi positional platform for meals and activities
14. **TF01 - Tilting Foot Board**
The tilting foot board offers a adjustable comfortable addition to a Tilt Table
15. **AR01 - Padded Arm Table Extensions**
16. **DP01 - IV Drip Pole and Retractable Bracket (Plated)**
17. **PFB01 - All Round Foot Bar (for electric height adjustment)**
18. **FDPA01 - Fold Down Padded Arm Rests Pair (Day-Care Style)**

1. **AL01** - Fold Down Arm Loops
2. **PHL1** - Phlebotomy Arms
3. **CO01C-P** - Cot Sides Chromed (Pair)
CO01C-S - Cot Side Chrome (Single)
4. **CP01C-P** - Cot Sides Chromed Padded (Pair)
CP01C-S - Cot Side Chrome Padded (Single)
5. **CO01-P** - Cot Sides Painted (Pair)
CO01-S - Cot Side Painted (Single)
6. **CP01-P** - Cot Sides Painted Padded (Pair)
CP01-S - Cot Side Painted Padded (Single)
7. **DHR01** - Detachable Headrest
8. **DI01** - Divided Legs
9. **DPT1** - Plastic Treatment/ Plaster Table
10. **FO01** - Foot Switch Single
FO02 - Foot Switch Double
FO03 - Foot Switch Triple
11. **GY01** - Gynaecology Stirrups
12. **GY03** - Gynaecology Knee Troughs
13. **GY05** - Gynaecology Foot Pads
14. **OBH** - Oxygen Bottle Holder
15. **PR01** - Paper Roll Holder
16. **SSUPH** - Super Soft Upholster
17. **TFS01** - Foot Storage Section for GP Gynae
18. **VE03** - Velcro Harness (set of 3)
19. **WSB01** - Foot Section Wall Bracket for GP Gynae
20. **PUAHR01** - Molded Head Support
21. **PUAHR02** - Molded Headrest
22. **FP01** - Foot Protection Cover
23. **SDA01** - Swing Down Arm Rests
24. **DUB01** - Diagnostic Unit Bracket





WWS1A
Seat Height: 45.5cm



BWWS1A
Seat Height: 45.5cm



OCS1A
Highest: 58cm
Lowest: 45.5cm



LAB1
Highest: 86cm
Lowest: 61cm



OSS1
Highest: 59cm
Lowest: 45cm



SAD01FR
Highest: 56cm
Lowest: 42.5cm

All these ergonomically designed seats are available up-holstered in the full Medi-Plinth range of colours to coordinate with your couch.

Features:

- Lowest height 42.5cm
- Highest height 86cm
- Gas lift
- 1 year guarantee (excludes upholstery)

Product	Product Code
Operators Chair	OCS1
Operators Chair with Arm Rests (shown)	OCS1A
Operators Stool (shown)	OSS1
Operators Stool with Foot Ring	OSS1FR
Laboratory Stool (shown)	LAB1
Laboratory Stool with Foot Ring	LAB1FR
Saddle Stool	SAD01
Saddle Stool with Foot Ring (shown)	SAD01FR
Waiting Room Chair	WCS1
Waiting Room Chair with Arm Rests	WCS1A
Wooden Waiting Room Chair (shown)	WWS1A
Bariatric Wooden Waiting Room Chair (shown)	BWWS1A

Medi-Plinth is pleased to introduce its new range of Ergo seating, designed specifically with both comfort and wellbeing in mind. The new ergo seating range provides support, and alleviates work based fatigue whilst promoting a good working posture. Recent studies have shown the negative effects of sitting in one position for extensive amounts of time and the direct effects on work based productivity. The use of variable height ergo seating can help alleviate a number of health issues, while ensuring greater comfort for the user.

- **Highest Height:** 58cm
- **Lowest Height:** 45.5cm
- 1 Year Warranty

Ergo Chair:

- Breathable mesh backrest
- Variable height and tilt adjustment
- Ergo shaped arm rests included as standard
- Chrome plated spider base for easy cleaning
- Upholstered MRSA resistant fire retardant seat available in a range of 25 colours

Ergo Deluxe Chair:

- Breathable mesh backrest including integrated multi-positional lumbar support and self-adjusting headrest
- Variable height seat, tilt, and backrest with angle adjustment
- Height adjustable swing down arm rests with PU pads
- Chrome plated spider base for easy cleaning
- Upholstered MRSA resistant fire retardant seat available in a range of 25 colours



Product

Product Code

Ergo Chair
Ergo Deluxe Chair

ERGOCH01
ERGOCH02

Set of 3 Chairs with Small Reception Table



Single Chair with Large Reception Table



Medi-Plinth is pleased to introduce its new range of Deluxe Wooden Waiting Room Furniture, including modular chairs available in a range of 25 standard vinyl colours, alongside our new wooden reception tables available in 2 sizes.

This modular, durable wooden furniture provides both a comfortable and colorful option for a number reception/ waiting rooms.

1 Year Warranty

Chair Dimensions:

- Chair Seat Height: 45.5cm
- Total Chair Height: 86cm
- Chair Width: 58cm
- Chair Depth: 57cm
- Total Set of 3 Chairs Width: 174cm

Reception Table Dimensions:

- DWWT1: 49cm Width x 46cm Depth x 42cm Height
- DWWT2: 90cm Width x 46cm Depth x 42cm Height

Upholstery Colours Available:



Product	Product Code
Deluxe Wooden Waiting Room Chair with Arms - Single	DWWS1A
Deluxe Wooden Waiting Room Chairs with Arms - Set of 3	DWWS3A
Deluxe Wooden Waiting Room Reception Table - Small	DWWT1
Deluxe Wooden Waiting Room Reception Table - Large	DWWT2

As part of Medi-Plinth's new and innovative range of furniture, our Polypropylene chairs offer a cost effective and colourful alternative to traditional waiting room/surgery furniture. These versatile chairs can be used for a number of purposes, from public areas to consultation rooms, with both space saving and comfort in mind, providing a great solution for seating.

Features:

- Available in a range of 9 vibrant colours
- Polypropylene shell approved for medical use
- Durable hard wearing ergonomic design
- Chrome easy clean base frame
- Quick and easy self-assembly
- Stackable space saving design
- 1 Year Warranty

Turquoise

Navy

Plum

Red

Lime Green

Mustard

Grey

Black

White

Colour	Hoxton Code	Shoreditch Code
Turquoise	HOXTN01-TURQ	SHORE01-TURQ
Navy	HOXTN01-NAVY	SHORE01-NAVY
Plum	HOXTN01-PLUM	SHORE01-PLUM
Red	HOXTN01-RED	SHORE01-RED
Lime Green	HOXTN01-LMGRN	SHORE01-LMGRN
Mustard	HOXTN01-MUST	SHORE01-MUST
Grey	HOXTN01-GREY	SHORE01-GREY
Black	HOXTN01-BLK	SHORE01-BLK
White	HOXTN01-WHT	SHORE01-WHT





Like so many other creatures on this earth, we humans are individuals of habit. And changing our daily routines is not something the majority of us do willingly. However, we all know that in order to improve our situation and create development and growth - we need to continuously make changes to our daily routines.

Doctors as early as the late 1700's became aware of muscular and skeletal changes among workers who were required to maintain specific working postures for extended periods of time.

Today, the link between particular job tasks and degenerative ailments has been proven beyond any doubt by ergonomists.

They recommend height adjustable desks as vital pieces of equipment in the daily workplace.



Designed and manufactured in the UK, Medi-Plinths sit/stand Ergo Workstation utilises Linak DL4 actuators to provide 670mm of silent electrically operated height adjustability.

Supplied with desktops and in a 'knock down' format these simple self-assembly frames provide a robust and affordable solution to the increasing demand for DDA (Disability Discrimination Act) compliance and improved sit/stand ergonomics within the modern workplace.

Standard Features:

- Electrically operated sit/stand workstation
- 670mm of quiet, fast, step-less height adjustability
- Robust all steel construction for strength and rigidity
- Twin beams for lateral stability
- 3 sizes of tops
- 4 top finish options
- Maintenance free
- 1 Year Warranty

If you are interested in the Ergo-Desk specifications and options, please just ask and we will gladly email you the full product literature



Product

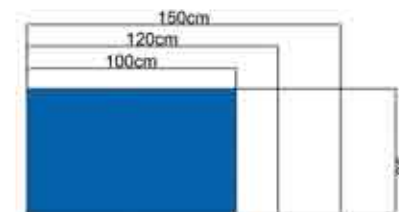
Product Code

100cm Desk Top
120cm Desk Top
150cm Desk Top

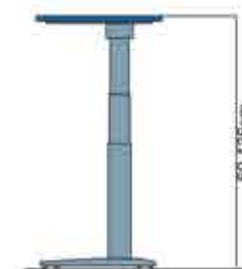
ERGO100
ERGO120
ERGO150



Top Elevation:



Operational Parameters:



Cable Tray

Adjustable Feet

Furniture Range



Furniture Range

There was a time when sit-stand desks were a curiosity seldom seen inside a regular office setting. That's changed, in large part due to research showing that the cumulative impact of sitting all day for years is associated with a range of health problems, from obesity to diabetes to cancer. Because the average office worker spends 5 hours and 41 minutes sitting each day at his or her desk, some describe the problem with a pithy new phrase that's undeniably catchy, if somewhat exaggerated: "Sitting is the new smoking."

Sit-stand desks increase focus, alertness and activity levels. These all support each other. When standing it is easier to release restless energy. Combine that with good circulation, stable blood sugar and an active metabolism and it is easier to focus on the task at hand. Many authors and statesmen throughout the centuries who swear by working at a standing desk have claimed that it helps get the creative juices flowing.

There are many benefits of a sit-stand desk. It improves your ergonomics, your health, your focus, your mood, and your productivity. The problem is that it is hard to get a standing desk in any business environment. They are not standard, often more expensive, and seen as an unnecessary expense.

That's why Medi-Plinth is proud to introduce Ergo-Smart-Desk. The system provides a fantastic choice of components to enable the creation of sit stand benches to suit a wide range of budgets, whilst providing all the health benefits of sit-stand working.

PEIZO ANTI-COLLISION TECHNOLOGY

Ergo-Smart-Deskelectric actuators are fitted with PEIZO as standard. PIEZO is a hardware based anti-collision solution from LINAK. The solution is based on a PIEZO sensor that has been completely integrated in the lifting column – without visually altering the desk design. The built-in PIEZO sensor reacts to any obstruction when raising or lowering the desk, then halts and reverses to avoid collision.

USER WELL-BEING - DESK CONTROL SOFTWARE

Desk Control is a software desk panel for use in all types of office desks. The Desk Control software is installed on your computer (PC or MAC) making the use / adjustment of your desk intuitive in your daily work. The software program contains the typical desk panel features like up-down adjustment, up to 3 memory positions, and height read-out. Additionally, the program reminds you to adjust your desk, counting the time standing as well as the calories burned. The intervals are self-elected making Desk Control a very personal tool. Simply connect the SS-CS-CAB cable between your control box and your computer and download the Desk Panel software from the link.

- 1 Year Warranty

Product

Product Code

120cm Desk Top
150cm Desk Top
180cm Desk Top

ERGOSMT120
ERGOSMT150
ERGOSMT180

The Medi-Plinth range of trolleys are made from the same Epoxy Powder Coated steel for Maximum Durability.

Features:

- Epoxy powder coated steel frame
- Anti-static rubber castors
- Supplied flat packed for easy self assembly
- 1 Year guarantee

Steps

Features:

- Rubber Anti-Slip Surface
- Height (single) 15cm, (double) 30cm
- Epoxy Powder Coated Frame
- Sturdy Steel Construction
- Rubber Anti-Slip Feet

Arm & Leg Rest

Sturdy arm/leg rest with sealed rubber support for comfort and easy cleaning.

Features:

- Sealed Rubber Arm Bowl eliminates infection traps
- Arm Bowl fully adjustable for Tilt and Height
- Lowest Height 57cm
- Highest Height 96cm
- Rubber Anti-Slip Feet



TR05



TR03



DT02



TR04

L 61cm W 45cm H 75cm



DT01



TR06

L 45cm W 45cm H 75cm

L 61cm W 45cm H 90cm



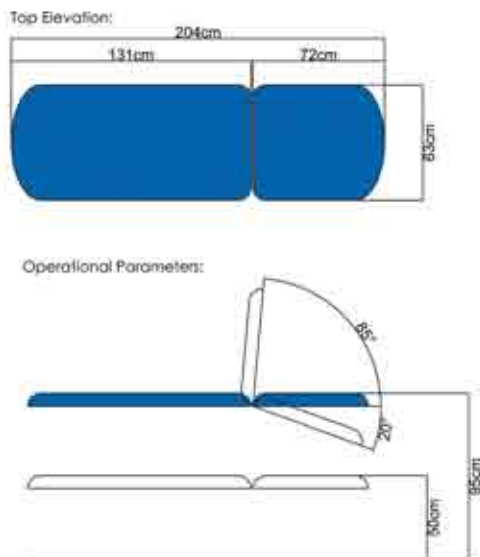
AL02



ST01



ST02



Cosmetic Range

Benefiting from the proven Medi-Plinth medical couch design, which provides high levels of reliability and stability we have added stylish shaped upholstery to deliver the ideal couch for a wide range of beauty treatments.

Standard Features:

- Hydraulic or electric variable height
- Extra thick upholstery
- Retractable castors
- Adjustable foot for uneven floors
- 260kg safe working load on electric versions
- MRSA resistant anti bacterial & fire retardant upholstery
- Full lay flat capability
- **NEW** - World leading Linak 'High Reliability' actuators
- **NEW** - Extra low entry height for wheel chair transfer
- Upholstery available in 25 standard colours
- Manufactured in the UK and CE Marked
- 7 year warranty on the frame & 3 year warranty on all moving parts

Available Options & Accessories:

- Paper Roll Holder
- Breathing Hole
- Clean Edge Base Cover
- Memory Foam Cushions
- Foot Switch Control



Mechanism

Electric
Hydraulic

Product Code

BU02E
BU02H

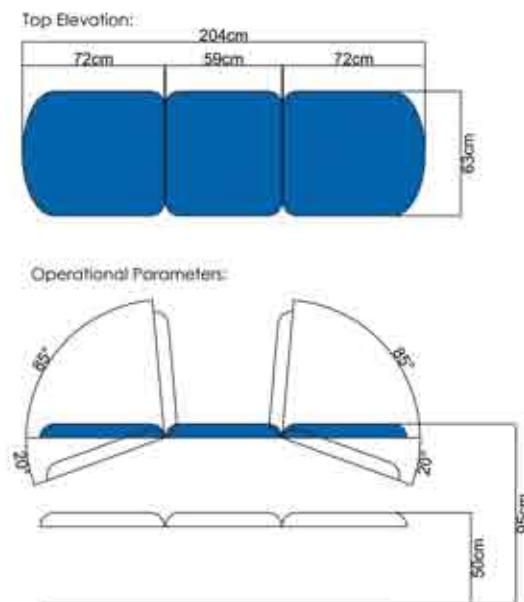
Benefiting from the proven Medi-Plinth medical couch design, which provides high levels of reliability and stability we have added stylish shaped upholstery to deliver the ideal couch for a wide range of beauty treatments.

Standard Features:

- Hydraulic or electric variable height
- Extra thick upholstery
- Retractable castors
- Adjustable foot for uneven floors
- 260kg safe working load on electric versions
- MRSA resistant anti bacterial & fire retardant upholstery
- Full lay flat capability
- **NEW** - World leading Linak 'High Reliability' actuators
- **NEW** - Extra low entry height for wheel chair transfer
- Upholstery available in 25 standard colours
- Manufactured in the UK and CE Marked
- 7 year warranty on the frame & 3 year warranty on all moving parts

Available Options & Accessories:

- Paper Roll Holder
- Breathing Hole
- Clean Edge Base Cover
- Memory Foam Cushions
- Foot Switch Control



Mechanism	Product Code
Electric	BU03E
Hydraulic	BU03H


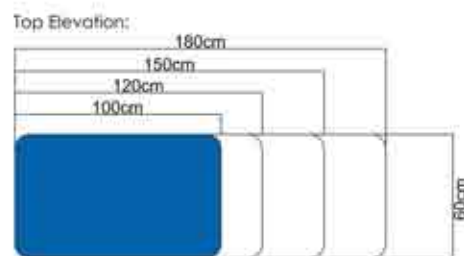
Coming soon, please watch this space!

Cosmetic Range

Coming soon!

Coming soon, please watch this space!

Coming soon!



The Ergonomic benefit of variable height Examination Tables in the Medical Field has long been appreciated. Similarly the lifting of large animals to a comfortable working height can lead to injuries for veterinary staff.

The Medi-Plinth Variable Height Veterinary table enables the animal to mount, or be low level lifted, on to the table. The table can then be lifted by a hydraulic foot pump (shown) or an electric actuator to a convenient working height.

Standard Features:

- Well proven Medi-Plinth Lift System
- 260 kg (electric) 225 kg (Hydraulic) SWL
- Retractable Castors and Levelling Foot or Transportation Castors (shown)
- Tough Melamine faced SRBP surface
- Choice of working surface lengths
(100 cm, 120 cm, 150 cm and 180 cm (shown))
- 60 cm standard width (for ease of wheeling through standard doors)
- **Other sizes can be made to order**
- Manufactured in the UK and CE Marked
- 7 year warranty on the frame & 3 year warranty on all moving parts

Available Options & Accessories:

- High density shaped full size Rubber Patient Mat (shown)
- IV Pole
- Battery Operating System will enable a whole day of use between charges for the electric version
- Fold Down Side Rails
- Removable ECG / Ultrasound Panel



Mechanism

Product Code

Electric
Hydraulic
Rubber Mat

VT***E
VT***H
RM***

*Add table length in cm.

This table is designed as an Examination and /or Operating Table and has the option of Mechanical or Electrical operation for both height and tilt.

Standard Features:

- Well proven Medi-Plinth Lift and Tilt System (Tilt from Horizontal to Vertical)
- SWI - 260 kg (electric) 225 kg (Hydraulic)
- Transportation Castors (shown) or Retractable Castors and Levelling Foot
- Tough Melamine faced SRBP surface
- Cleat rails (4 cleats per side) this standard on all tilting tables.
- Choice of working surface lengths
(150 cm and 180 cm).
- 60 cm standard width (for ease of wheeling through standard doors)
- **Other sizes can be made to order**
- Manufactured in the UK and CE Marked
- 7 year warranty on the frame & 3 year warranty on all moving parts

Available Options & Accessories:

- High density shaped full size Rubber Patient Mat (shown)
- IV Pole
- Battery Operating System will enable a whole day of use between charges for the electric version



Mechanism & Accessories

Product Code

Hydraulic Table with Mechanical Tilt	VTT***H
Electric table with Mechanical Tilt	VTT***E
Electric table with Electric Tilt	VTET***E
Rubber Mat	RM***
Battery Operating System	BOS
Single Chrome folding side rail	CO01-S
IV Pole with Bracket	DP01
Removable Panel for Ultra-Sound	SPAN
Retractable Castors	RCB
Dished 100 cm stainless steel top with drain	SST100

*Add table length in cm



Veterinary Range



We pride ourselves in the interest that we take in our products throughout their life long life cycle. This starts with the care we take during manufacture; each couch is made especially for you the customer, as we don't carry stock of finished couches our build team know who the customer is for each couch they build.



Free UK Mainland Delivery*

Where possible we like to deliver the couch to you with our trained technician who will:

* There may be a delivery charge in certain parts of the UK.(e.g. Highlands)

- Set the couch up for you
- Ensure that it is clean
- Ensure that it is undamaged
- Ensure that it is complete
- If requested he/she will be pleased to demonstrate operation and features
- Remove the re-usable packaging

For delivery by our technician we will try to meet your needs in terms of Day and approximate Time of delivery, we deliver to most areas of UK mainland each week and will phone you to make arrangements. We are however affected by the vagaries of traffic. For large orders we may arrange Technician Delivery with a larger vehicle.

Carrier and Export Delivery

If you need the couch faster than we can get a Technician to you, or if you wish to put the couch into store or if you are overseas (Inc. UK islands) carrier delivery will be the best option. In these cases the carrier will leave the couch on your premises, they are unable to un-wrap or position the couch. The couch will be delivered complete, so no assembly is needed. We take great care to wrap your couch securely, and will include full operating instructions. The couch will arrive with you as shown, and once un-wrapped it can be moved on its own wheels to the desired location.

For export deliveries we are happy to get a competitive quote for delivery, or you can arrange collection by your own carrier. We are happy to comply with any special packaging requirements in your country.



Medi-Plinth Equipment Ltd
7-11 Holywells Road,
Ipswich, IP03 0DL

Company Number: 06204253

Tel: 01473 212010

Fax: 01473 214165

Email: mail@medi-plinth.co.uk

Web: www.medi-plinth.co.uk