

Ossatec Bone Growth Stimulator



Heals bone fractures faster

In the healing process of a fracture, everything revolves around bone growth. The Ossatec Bone Growth Stimulator enhances this process by stimulating the production of new cells. Fractures will heal considerably faster making the Bone Growth Stimulator ideal for both new fractures and fractures that are healing slowly or improperly. The Ossatec Bone Growth Stimulator is suitable to be worn over a cast ensuring no compromise to efficacy of treatment.

Ossatec has treated over 5,000 patients with delayed unions or non-unions. In about 90% of the cases, the Bone Growth Stimulator proved effective. On average, patients healed in just 12.7 weeks.


Useful for

- All types of bone fractures
- Fresh fractures
- Fractures healing slowly or not at all
- Fractures with an elevated risk
- Supportive therapy after surgery on a fracture
- Corrective osteotomy
- Shin splints: inflammation of the tibia or medial tibial stress syndrome

Ease of Use

The Bone Growth Stimulator is very comfortable to wear, makes no noise and is virtually invisible when worn underneath clothing. The different coils make the device suitable for every type of fracture and comfortable to wear for everyone.

Code: 919432



Compact Coil 4.5cm latitude

Suggested Application:

Upper and lower arms, tibia, fibula, ribs, ankle, wrist, spine.

Maximum depth 4.5cm.



Code: 919433



Compact Coil 6cm latitude

Suggested Application:

Upper and lower arm, tibia, fibula, ribs, femur, hip, sacrum, spine.

Maximum depth 6cm.



Code: 919434




Wired Coil 4.5cm short side

Suggested Application:

Upper and lower arm, ankle, hands, wrist, clavicle, shoulder, feet. All fractures where there is no room for the operating device.



Code: 919435




Wired Coil 4.5cm long side

Suggested Application:

Upper and lower arm, ankle, hands, wrist, clavicle, shoulder, feet. All fractures where there is no room for the operating device.



Code: 919436




Wired Coil 6cm long side

Suggested Application:

All fractures where there is no room for the operating device and requires a deeper and bigger treatment area than coil 919435.



Code: 919437




Double Wired Coil 4.5cm

Suggested Application:
Ankle and femur. The two coils must be positioned on opposite sides of the limb so the magnetic field will be extended to 11cms.



Code: 919438




Double Wired Coil 6cm

Suggested Application:
Femur. The two coils must be positioned on opposite sides of the limb so the magnetic field will be extended to 14cms.



Code: 919439



Compact Coil 4.5cm longitudinal

Suggested Application:
Upper and lower arm, tibia, fibula, ribs, ankle, wrist, spine.
Maximum depth 4.5cm.



Code: 919440



Compact Coil 6cm longitudinal

Suggested Application:
Upper and lower arm, tibia, fibula, ribs, femur, hip, sacrum, spine.
Maximum depth 6cm.



Code: 919135



Bone Growth Stimulator Device

Supplied with:
Rechargeable battery charger.
Velcro strap for coil fixation.

Clinical Data

References

- Fukada E, Yusada I (1957) On the piezoelectric effects of bone. *J Physiol Soc Japan*; 12:1158–1169.
- Bassett CA, Becker RO (1962) Generation of electric potentials by bone in response to mechanical stress. *Science*; 137:1063–1064.
- Barker AT, Dixon RA, Sharrard WJ, SutcliV ML (1984) Pulsed magnetic Weld therapy for tibial non-union. Interim results of a double-blind trial. *Lancet* 1(8384):994–996
- Tseng SS, Lee MA, Reddi AH: Nonunions and the potential of stem cells in fracture-healing. *J Bone Joint Surg Am* 2008, 90(Suppl 1):92–98.
- Einhorn TA, Laurencin CT, Lyons K: An AAOS-NIH symposium. Fracture repair: challenges, opportunities, and directions for future research. *J Bone Joint Surg Am* 2008, 90(2):438–442.
- Calori GM, Mazza E, Colombo M, Ripamonti C, Tagliabue L: Treatment of long bone non-unions with polytherapy: Indications and clinical results. *Injury* 2011, 42(6):587–590.
- Bhandari M, Guyatt GH, Swiontkowski MF, Tornetta P, Srpague S, Schemitsch EH. A lack of consensus in the assessment of fracture healing among orthopaedic surgeons. *J Orthop Trauma*. 2002;
- Zura R, Mehta S, Della Rocca GJ, Steen RG. Biological risk factors for nonunion of bone fracture. *JBJS Reviews*. 2016.
- Mills LA, Simpson AHRW. The relative incidence of fracture non-union in the Scottish population (5.17 million): a 5-year epidemiological study. *BMJ Open*. 2013;3(2):e002276.
- Aaron RK, Ciombor DM. 1996; Acceleration of experimental endochondral ossification by biophysical stimulation of the progenitor cell pool.
- *J Orthop Res* 14: 582–589. Bassett CA, Pawluk RJ, Pilla AA. 1974; Acceleration of fracture repair by electromagnetic fields. A surgically noninvasive method. *Ann NY Acad Sci* 238: 242–262.

Contact Us

Healthcare 21 is the exclusive distributor of Ossatec in Ireland. For further information or training, please contact Colm Murphy, Field Sales Manager

E: colm.murphy@hc21.group **M:** 087 751 1733

The logo for HC21, consisting of the letters 'HC21' in a bold, blue, sans-serif font.