




# R82 Wombat Living

The minimalist appearance make it fit into any home





# CONTENT

- 4 When design meets function
- 6 Numerous configurations
- 7 It is not just about sitting
- 9 More accessories
- 10 Girls just have more fun
- 12 Lean forward and be active
- 15 Heights adjustment
- 16 Features and functions
- 18 How to measure the user
- 19 Measurements

# The choice is yours...

At R82 we spend considerable resources precisely on the development process with the clear purpose of: creating user-friendly products providing pleasure and reserves of energy, and

greater physical well-being. Also we are not satisfied until there is complete harmony between function and design. We recommend Wombat Living as your next choice!

WOMBAT LIVING IS THE ACTIVITY  
CHAIR TO USE ALL DAY, EVERYDAY  
— AND FOR A LIFE TIME...

R82





# When design meets function!

Through continued development and customer and therapist feedback, the new Wombat Living provides all features and benefits needed for a functional activity chair.

Wombat Living is a cool activity chair for both children and teens. It has built-in growth making it a chair for life. The new fresh look with modern colours makes it suitable for use in any indoor environment.

The height adjustable frame and the anterior tilt function ease standing transfer and ensure that all unnecessary and repetitive lifting is avoided.

Wombat Living exudes Danish design and the minimalist appearance with the discreet frame and unique fabric colours, make it fit anywhere. It is available in 3 sizes and configurable, making it fit any shape and size.



DANISH DESIGN • INNOVATION • QUALITY



The thoughtful design and mounting of it integrate the new angle adjustable push brace with the chair. Use the push brace to assist the height and angle adjustment



and angle it 'up and away' when it is not in use. Push handles and push brace for mounting on the back of the chair are available as accessories.



Wombat Living is equipped with either four 75 mm or 100 mm smooth running castors, making the chair very easy to manoeuvre. All castors are equipped with



brakes to secure a stable transfer in and out of the chair. A central brake system can be added for easy and quick handling.



# Numerous configurations

Wombat Living is an activity chair with numerous configuration possibilities. It is perfect for daily activities such as reading and learning at school, having fun with friends and when helping with daily chores at home.

Depending on the user's level of function, the chair can be designed with standard functions that

suit the specific needs. For some users a chair with only a few accessories and simple standard features is suitable. Others might need a chair with much more accessories and technical functions, like a power unit for height adjustment.

Nothing compares to a custom designed chair!



## Mix and match!

- 1 Choose size
- 2 Choose back
- 3 Choose frame colour
- 4 Choose castor size
- 5 Choose how to height adjust
- 6 Choose how to angle adjust
- 7 Choose your accessories

# It is not just about sitting...

If you appreciate good seating comfort as much as we do - Wombat Living is the chair for you!

To meet various postural needs, the cushions are available in different sizes and shapes. The standard cushions provide good seating comfort, whilst the contoured cushions combine comfort

with excellent support for both seat and back. For added support a lumbar support is available as an accessory. The cushions are made from flame-retardant foam meeting all standard requirements.

When seated – it is all about sitting comfortably. Therefore, Wombat Living is your best next choice.

A good seating position must:

- promote correct posture
- prevent pressure points
- be comfortable
- be supportive






# Covers and colours

The cover is available in three appealing colours and is breathable and water-repellent for added comfort. Both the seat and back covers are treated to repel dry soil and unpredictable spills and splashes. Any liquid spills can be wiped off and dry

soil can be brushed off easily. Now you can live, work or play with less worry.

A washable incontinence seat cover is available as an accessory.

Small details like cushion shapes that protect the back of the user's knees and extra durable edges make a big difference in everyday use





# More accessories



[01] Head support [02] Lumbar foam wedge [03] Anti-tip device [04] Side support, fixed [05] Side supports, swing-away [06] Pelvis support with sides [07] Pelvis support [08] Incontinence seat cover [09] Lower back extension [10] Helper's handles [11] Adjustable push brace [12] Tray, smoke-coloured [13] Hip supports [14] Arm rests [15] Pommel [16] Knee abduction pommel



# GIRLS JUST HAVE MORE FUN

*“CAROLINE, 6 YEARS OLD”*

Caroline is a super happy girl with lots of enthusiasm and refuses to be limited by her disability.

She is born with spina bifida. A first glance you won't notice, as she is always on the move and keeps you on your toes. She uses braces daily in order to improve walking and to prevent deformities.

Caroline loves social events, she takes music lessons and plays with her friends whenever she has the opportunity.

The height adjustable working chair makes the everyday life much easier for Caroline.

It is with a twinkle in her eye, when she proudly enters and organizes herself in the chair. The hip belt ensures that the buttocks are all the way back in the seat, while the comfortable cushions ensure that she sits comfortably, preventing any deformities.

The optimum seating position is achieved.





# Lean forward and be active

The Wombat Living has up to  $-15^{\circ}$  forward tilt, a huge benefit for transfer of users with lower limb innervation and whose feet are supported on the ground or assisted for independent transfer.

For more users the active position helps maintain appropriate posture, making it possible to interact even more. Further, studies have shown that the forward sloping chair provides better alignment for the spine and reduces the muscular load on the back.







# GET ON TOP OF THINGS!



# Height adjustment

At configuration you choose between three different ways to perform the height adjustment. The pedal mounted on the frame and the release handle mounted on the push brace can be activated by the assistant, while the power

actuator can be activated both by the assistant and the user. The Wombat Living adjusts from seat height 36 cm to 70 cm above floor. The height adjustable frame eases standing transfer into the chair and helps ensure that unnecessary and repetitive lifting is avoided.





# FEATURES & FUNCTIONS

1. Comfortable cushions with extra durable edges
2. Unique fabric colour selection
3. Short or long back depending on user needs
4. Seat depth adjustment for built-in growth
5. Quick and easy tilt-in-space
6. Fix lock options to fit the unique vests & belt programme
7. Prepared for mounting accessories
8. Angle adjustable push brace
9. Height adjustable frame for easy transfer
10. Foot support with adjustable height, depth and angle
11. Smooth-running lockable castors
12. Pelvic support with and without sides
13. Hip supports
14. Side supports
15. Arm rests
16. Head rest

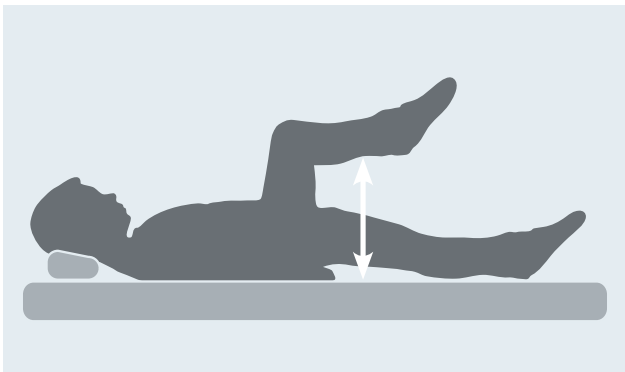




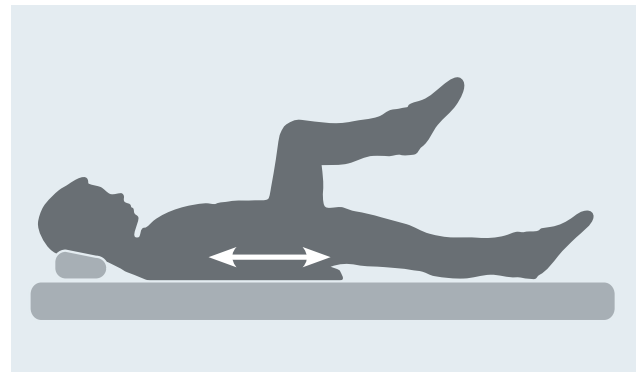


# How to measure the user

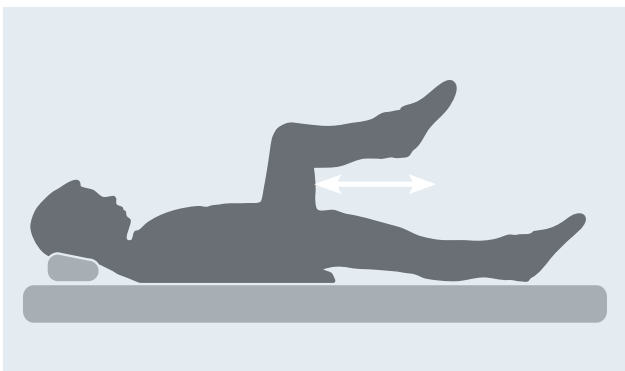
This is a simple guide to make sure the chair is correctly configured for the user. To measure accurately, always make sure that the user is lying on a firm flat surface with hips, knees and ankles at a 90 degree angle.



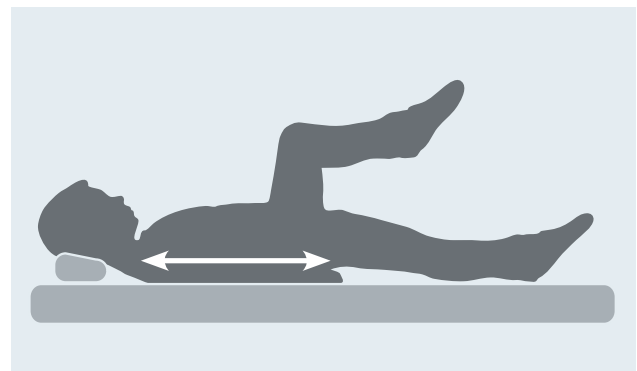
Seat depth



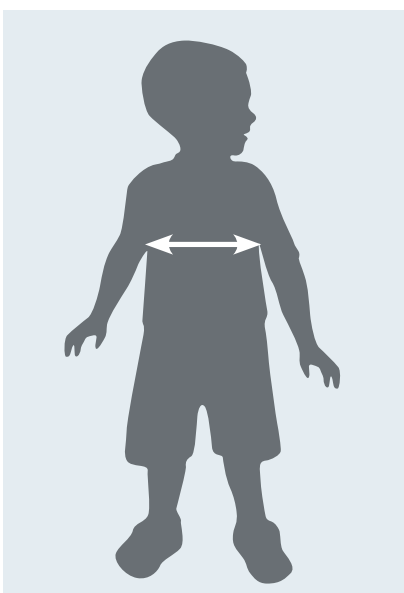
Armpit height



Lower leg length



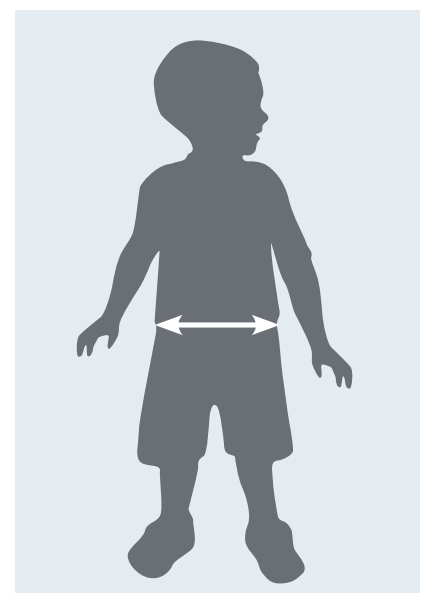
Back height



Chest width



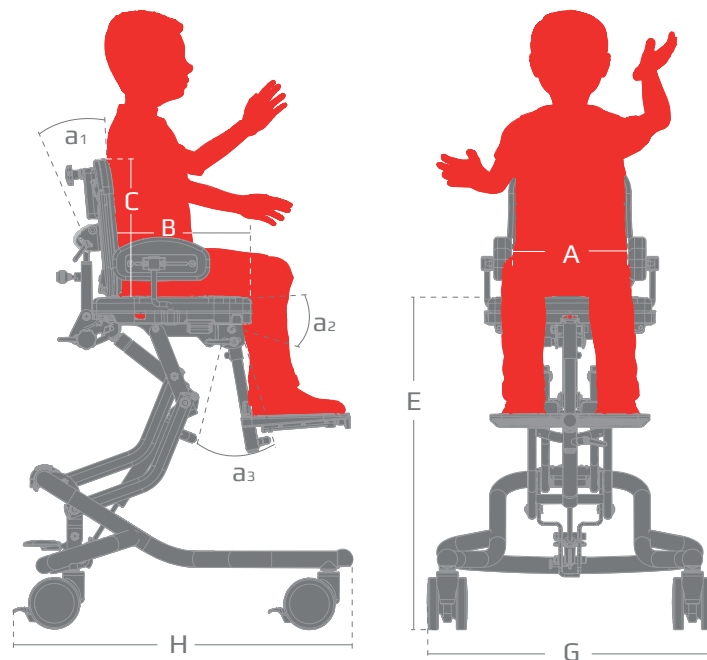
Wombat Living is designed to adjust for growth and changing needs. This picture shows how the seat can be altered and illustrates how important good measurement is.



Hip width

# Measurements

Wombat Living has built-in growth, meaning adjustable seat depth and hip supports to adjust seat width. Once you have measured the user, you can easily identify the correct chair size in the below table.



## Measurements

	Wombat Living size 1	Wombat Living size 2	Wombat Living size 3
Effective seat width (A)	300 mm (11¾")	370 mm (14½")	420 mm (16½")
Back width, flat cushion (F)	250 mm (9¾")	300 mm (11¾")	350 mm (13¾")
Back width, contoured cushion	170 mm (6¾")	230 mm (9")	270 mm (10½")
Effective seat depth (B)	180-310 mm (7-12¼")	250-380 mm (9¾-15")	320-500 mm (12½-9¾")
Backrest height (C)	280-340 mm (11-13½")	310-380 mm (12¼-15")	390-500 mm (15¼-19¾")
Backrest height (High Back) (C)	360-430 mm (14¼-17")	395-460mm (15½-18")	460-575mm (18-22¾")
Backrest angle (a1)	90° to 118°	90° to 118°	90° to 133°
Seat plane angle (a2)	-15° to 20°	-15° to 20°	-10° to 22°
Lower leg length (D)	150-250 mm (6-9¾")	150-350 mm (6-13¾")	150-440 mm (6-17¼")
Angle foot support bar (a3)	-30° to 30°	-30° to 30°	-30° to 30°
Seat surface height at front edge, 75 mm castors (E)	360-650 mm (14¼-25½")	360-650 mm (14¼-25½")	390-670 mm (15¼-26½")
Seat height height at front edge, 100 mm castors (E)	390-680 mm (15¼-26¾")	390-680 mm (15¼-26¾")	420-700 mm (16½-27½")
Overall width (G)	550 mm (21¾")	550 mm (21¾")	610 mm (24")
Overall length (H)	600 mm (23½")	600 mm (23½")	720 cm (28¼")
Max. user weight /load	45 kg (99 lb)	45 kg (99 lb)	70 kg (154 lb)
Total mass	15,5 kg (34 lb)	15,5 kg (34 lb)	22 kg (48,5 lb)
Arm rest height above seat cushion	65-175 mm (2½-7")	65-175 mm (2½-7")	65-175 mm (2½-7")
Arm rest height above seat cushion, long rod and pad	65-265 mm (2½-10½")	65-265 mm (2½-10½")	65-265 mm (2½-10½")
Seat width between hip supports (accessories)	105-300 mm (4¼-11¾")	170-370 mm (6¾-14½")	215-420 mm (8½-16½")
Seat width, pelvis support with sides (accessories)	170-240 mm (6¾-9½")	230-300 mm (9-11¾")	290-360 mm (11½-14¼")
Width, pelvis support without sides (accessories)	240 mm (9½")	240 mm (9½")	290 mm (11½")



“Everyone should be able to live a free and independent life  
and pursue their dreams regardless of any physical circumstances”

For the latest news and continuously updated  
product information – visit: [www.R82.co.uk](http://www.R82.co.uk)

**R82 UK Ltd.**  
Great Britain  
0121 561 2222  
[R82uk@R82.com](mailto:R82uk@R82.com)  
[R82.co.uk](http://R82.co.uk)  
[facebook.com/R82UK](https://facebook.com/R82UK)

**etac | R82** 